

Doddington Square Consultation

Results Report



1. Introduction

This report sets out the key findings from the Doddington Square Consultation which was conducted from 2nd October to 4th November 2018.

2. Background

The Doddington Together group (a community group of resident associations on the Doddington and Rollo estates) submitted a successful application to the Wandsworth Local Fund in March 2018. The funding will be spent on improvements to the square between the Doddington & Rollo Community Centre, Cromwell House and Palmerston House.

The purpose of this consultation was to ask residents how they use the square and what improvements they would like to see in the area, in order to shape the design.

3. Methodology

Data was gathered using an online survey hosted on the Wandsworth Council website.

Letters were delivered to estate residents, local businesses and groups to advise them about the consultation. Council staff visited the square with paper copies of the survey, and posters featuring QR codes to access the consultation were put up around the estate.

The consultation was promoted via the Council website, Brightside Online, press release and social media. In addition, a consultation event was held on 2 October at the Doddington Estate, to provide more information and answer any questions residents may have about the consultation.

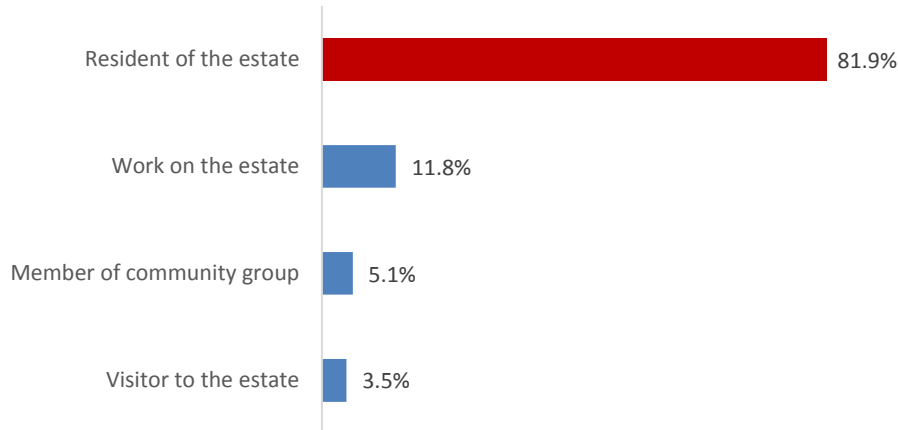
The responses were analysed and reported by the Council's Consultation Team on an anonymous basis under the guidelines of the Data Protection Act.

4. Response

There were 286 responses to this consultation. A demographic profile of respondents can be found in Section 6.

5. Results

Question 1: In what capacity are you responding to this consultation?



This question was answered by 268 respondents. Over eight in ten respondents were residents of the Doddington Estate and 12% work at the estate.

Response	Number of respondents to this question	Percentage of respondents to this question
A resident of the Doddington Estate	208	81.9%
I work at the Doddington Estate	30	11.8%
A member of a local community group	13	5.1%
A visitor to the Doddington Estate	9	3.5%
Other	8	3.1%


NB Respondents were able to select multiple answer options, so percentages will not add up to 100.

Those who responded 'a member of a local community group' or 'other' were asked to specify further.

18 respondents provided a response - these included members of local residents' associations, nearby neighbours, family of residents and members of the Doddington and Rollo Community Association.

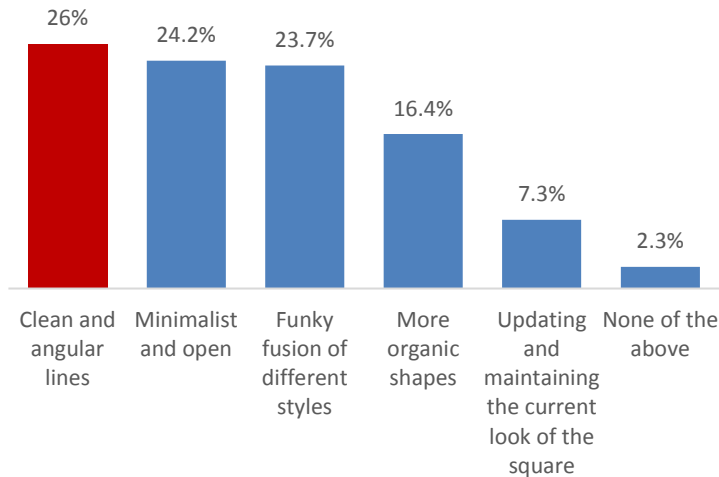
Question 2: If you are a resident, please tell us which block you live in

238 respondents answered this question. There was a good spread of responses from different blocks, although residents from some blocks were over-represented, particularly Lucas Court.



Response	Number of respondents to this question	Percentage of respondents to this question
Alfreda Court	9	3.8%
Arthur Court	12	5.0%
Bank Court	2	0.8%
Bolton Court	1	0.4%
Connor Court	20	8.4%
Cromwell House	8	3.4%
Falkener Court	3	1.3%
Kennard House	5	2.1%
Landseer House	12	5.0%
Lucas Court	38	16.0%
Newtown Court	9	3.8%
Palmerston House	17	7.1%
Park Court	15	6.3%
Ravenet Court	10	4.2%
Rawson Court	15	6.3%
Rollo Court	16	6.7%
Russell Court	5	2.1%
St. George House	4	1.7%
Turpin House	13	5.5%
Voltaire Court	5	2.1%
Youngs Court	19	8.0%

Question 3: Which of the following design elements best illustrates how you would like the square to look in terms of overall appearance?



219 respondents answered this question. Responses were mixed, however the option of ‘clean and angular lines’ was the most popular, followed by ‘minimalist and open’ and ‘funky fusion of different styles’.

Response	Number of respondents to this question	Percentage of respondents to this question
Clean and angular lines	57	26.0%
Minimalist and open	53	24.2%
Funky fusion of different styles	52	23.7%
More organic shapes	36	16.4%
Updating and maintaining the current look of the square	16	7.3%
None of the above	5	2.3%

Question 4: Which additional elements or activities would you like to see included in the square?

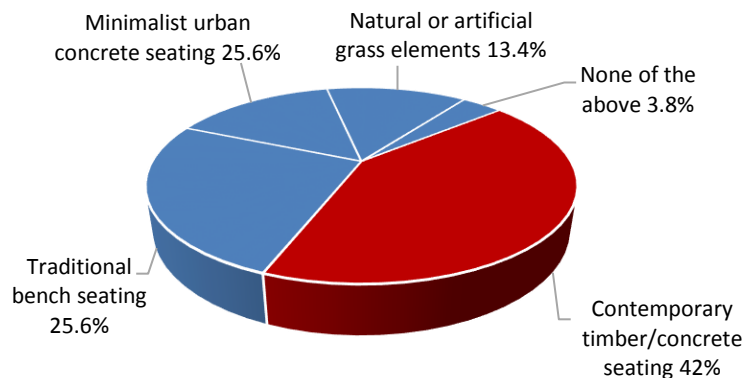


281 respondents answered this question. The most popular element was ‘a place to rest and be peaceful’, chosen by over half of respondents, followed by ‘a nice area to pass through’. ‘A place for occasional markets or exhibitions’ was selected by over a third of respondents as something they’d like to see included, as was ‘an area for smaller children to play safely’.

Response	Number of respondents to this question	Percentage of respondents to this question
A place to rest and be peaceful	150	53.4%
A nice area to pass through	122	43.4%
A place for occasional markets or exhibitions	101	35.9%
An area for smaller children to play safely	98	34.9%
A place for special community events/entertainment	79	28.1%
A place for games	50	17.8%
A place for occasional exercise	39	13.9%
Other	11	3.9%

NB Respondents were able to select multiple answer options, so percentages will not add up to 100.

Question 5: Which of the following styles of seating do you prefer?



262 respondents answered this question. Contemporary timber/concrete seating was the most popular choice, chosen by 42% of respondents, followed by traditional bench seating (26%).

Response	Number of respondents to this question	Percentage of respondents to this question
Contemporary timber/concrete seating	110	42.0%
Traditional bench seating	67	25.6%
Minimalist urban concrete seating	40	15.3%
Use of natural or artificial grass elements for ad hoc seating	35	13.4%
None of the above	10	3.8%

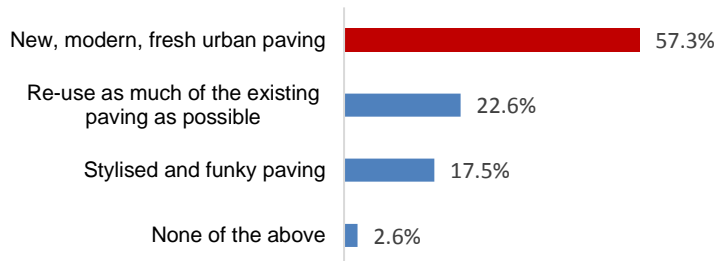
Question 6: Which of the following styles of planting do you prefer?

272 respondents answered this question. The favoured type of planting was ‘varied and natural’, selected by over half of respondents. A further third selected a ‘formal and minimalist’ style.



Response	Number of respondents to this question	Percentage of respondents to this question
Varied and natural	146	53.7%
Formal and minimalist	95	34.9%
Traditional urban square planting	22	8.1%
None of the above	9	3.3%

Question 7: Which of the following styles of paving do you prefer?



274 respondents answered this question. More than half of respondents were in favour of ‘new, modern, fresh urban paving’; however a fifth were keen to re-use as much of the existing paving as possible.

Response	Number of respondents to this question	Percentage of respondents to this question
New, modern, fresh urban paving	157	57.3%
Re-use as much of the existing paving as possible	62	22.6%
Stylised and funky paving	48	17.5%
None of the above	7	2.6%

Question 8: Which of the following styles of lighting do you prefer?

269 respondents answered this question. Almost half were in favour of a mix of all three types of lighting, and a further 28% selected higher level lighting.



Response	Number of respondents to this question	Percentage of respondents to this question
Mixture of all of the above	131	48.7%
Higher level lighting	74	27.5%
In ground LED lighting	37	13.8%
Bollard lighting	22	8.2%
None of the above	5	1.9%

Question 9: What do you think should happen to the sculptures?



266 respondents answered this question. Almost two thirds (64%) thought that the existing sculptures should be moved within the square rather than kept in their current position.

Response	Number of respondents to this question	Percentage of respondents to this question
The sculptures should be moved within the square and incorporated into the proposed improvements	169	63.8%
The sculptures should be kept in the same location	96	36.2%

Question 10: Do you think the sculptures should be emphasised more, for example with additional lighting?

266 respondents answered this question. Over seven in ten thought that the sculptures should be emphasised more.


Response	Number of respondents to this question	Percentage of respondents to this question
Yes	190	71.4%
No	76	28.6%

Question 11: Do you feel safe when visiting the square?



There were 268 responses to this question. Over half of respondents do not feel safe when visiting the square.

Response	Number of respondents to this question	Percentage of respondents to this question
Yes	125	46.6%
No	143	53.4%



Respondents were then asked what changes they would like to see made to the square that would make them feel safer. There were 157 responses to this question. The comments were then themed and counted, and the most common themes are listed in the table below.

Themes	Number of comments
Theme 1 - It's too dark/more or better lighting needed	71
Theme 2 - Sort out problems with drugs/alcohol/drug dealers	47
Theme 3 - More security cameras/working and monitored	43
Theme 4 - Need to address problem of groups hanging around the square	34
Theme 5 - Need to tackle security issues/crime rate	30
Theme 6 - Scary/unfriendly/intimidating/needs to feel more friendly/warm	17
Theme 7 - The square feels unsafe at night	14
Theme 8 - Need police/security patrol	14
Theme 9 - Don't want rehab centre in the square/negative impact of rehab centre	13
Theme 10 - Need a more open square/open up or block off hiding places	12
Theme 11 - No motorbikes/scooters/bikes	10
Theme 12 - Square unsafe/unpleasant for children	8
Theme 13 - Needs to be cleaned up/kept clean	7
Theme 14 - Too quiet/needs to be busier/more activities	6
Theme 15 - Need more greenery/trees/plants	6

NB Respondents may refer to more than one theme in their response, so number of comments will not add up to number of responses.

Question 12: Which of the following additional elements would you like to see in the square?

There were 236 responses to this question. Of these, almost eight in ten would like to see information boards in the square and over two thirds are in favour of signposts for visitors.

Response	Number of respondents to this question	Percentage of respondents to this question
Information boards	184	78.0%
Signposts for visitors	160	67.8%

Question 13: If you have any final comments you would like to make about the Doddington Square consultation, please tell us using the space below:



Respondents were asked if they would like to make any final comments about the consultation. There were 103 responses to this question. The resulting comments were themed and counted, and the most common themes are listed in the table below.

Themes	Number of comments
Theme 1 - The square needs to be safer/safety is the priority	13
Theme 2 - Comments about lighting/more or better lighting needed	12
Theme 3 - Comments about rehab centre/negative impact of rehab centre	9
Theme 4 - Comments about drug issues	8
Theme 5 - Need more greenery/trees/plants	6
Theme 6 - Comments about security cameras	5
Theme 7 - Square needs to be safer/better for children	5

Question 14: In relation to this consultation, is there anything we have not considered that may have a negative impact on you or the local community?

There were 203 responses to this question. Just over a third of respondents indicated that there are further issues that may have a negative impact on them or the local community.

Response	Number of respondents to this question	Percentage of respondents to this question
Yes	72	35.5%
No	131	64.5%

Respondents were then asked to give any further comments on potential negative impacts. There were 92 responses to this question. The comments were then themed and counted, and the most common themes are listed in the table below.

Themes	Number of comments
Theme 1 - Comments about rehab centre/negative impact of rehab centre	28
Theme 2 - Comments about safety/security	20
Theme 3 - Comments about drugs/alcohol	11
Theme 4 - Square needs to be busier/more activities/shops/businesses/ community centre	11
Theme 5 - Concern about negative effects of any special community events/ entertainment/noise	8
Theme 6 - Comments about security cameras	6
Theme 7 - Positive comments about being consulted/listened to	6
Theme 8 - Concerns about safety for children	5
Theme 9 - Comments about groups/gangs hanging around	5
Theme 10 - Comments about the need for maintenance/concerns about keeping area nice after improvements	5

Question 15: What is your postcode?

The postcodes provided were used to create a map illustrating where people were responding from. 96% of respondents gave an SW11 postcode, indicating that they live in the local area.



Response	Number of respondents to this question	Percentage of respondents to this question
SW11	230	96.2%
Other	9	3.8%

6. Demographic Profile

The table below shows the composition of the Doddington Square Consultation sample.

Demographic	Sample base (Unweighted)	Proportion (Unweighted %)
Gender		
Male	108	40.6%
Female	141	53.0%
Prefer not to say	17	6.4%
<i>Base: 266 respondents</i>		

What was your age last birthday?		
19 and under	10	3.6%
20-24	9	3.3%
25-34	56	20.4%
35-44	42	15.3%
45-54	53	19.3%
55-64	38	13.8%
65-74	34	12.4%
75+	12	4.4%
Prefer not to say	21	7.6%
<i>Base: 275 respondents</i>		
Do you consider yourself to have a disability?		
Yes	37	13.8%
No	215	79.9%
Prefer not to say	17	6.3%
<i>Base: 269 respondents</i>		
How would you describe your ethnic group?		
White	124	47.5%
Mixed/multiple ethnic groups	17	6.5%
Asian or Asian British	13	5.0%
Black/African/Caribbean/Black British	56	21.5%
Prefer not to say	35	13.4%
Any other ethnic group	16	6.1%
<i>Base: 261 respondents</i>		
Please indicate your sexual orientation:		
Heterosexual / straight	182	72.8%
Gay man	10	4.0%
Gay woman / lesbian	2	0.8%
Bisexual	1	0.4%
Prefer not to say	51	20.4%
Prefer to self-describe	4	1.6%
<i>Base: 250 respondents</i>		
Do you belong to a religion or faith group?		
No	88	33.8%
Yes, Christian	117	45.0%

Yes, Buddhist	2	0.8%
Yes, Hindu	0	0.0%
Yes, Jewish	0	0.0%
Yes, Muslim	21	8.1%
Yes, Sikh	0	0.0%
Prefer not to say	26	10.0%
Yes, other	6	2.3%
<i>Base: 260 respondents</i>		

Appendix A – Consultation overview and questionnaire

Doddington Square Consultation

The square between the Doddington & Rollo Community Centre, Cromwell House and Palmerston House is a focal point for residents and visitors to the estate. Whilst the square is functional at present, residents have raised concerns regarding personal safety, the condition of the paving, and the general appearance of the square.



Proposal

The Doddington Together group (a community group of resident associations on the Doddington and Rollo estates) submitted a successful application to the Wandsworth Local Fund in March 2018. This application was for a total of £250,000 including an initial phase of design and surveying fees, with a second phase to deliver the works in the square. The delivery phase will take place following consultation and engagement with residents which will shape the design submitted for approval from the Council.

Aims

The main aims of the improvement works are as follows:

- Make the area feel safer
- Create better pedestrian routes through the square, including new paving
- Create a more aesthetically pleasing environment
- Create a sense that the square is the heart of the estate where community activities and events can take place

The Council would like your views on how you would like the improved square to look.

Constraints

The project has the following current and potential constraints:

- The geographical area to be improved is limited to the square
- The total budget, including all design fees and surveys, is limited to £250,000
- The improvements should not lead to additional maintenance costs
- Unforeseen circumstances, for example problematic tree roots, drainage issues, and so on, may lead to alterations to the final design during the implementation stage

Next steps

The survey will close on **4th November 2018** after which the results will be analysed and considered by the Council. Our Design team will then produce three distinct design options and we will ask you in the New Year for your views on these. The final design will then be worked up and submitted to the Borough's Councillors for approval. Once again, please note that certain elements of the design may have to be altered during the implementation stage due to unforeseen technical or logistical issues.

Timeline

- September/October 2018 – Consultation process begins
- November 2018 – Survey closes and results are analysed
- December 2018/January 2019 – Design team produce 3 options
- January/February 2019 – Voting opens on options
- March 2019 – Voting closes and final design is chosen
- Summer/Autumn 2019 – Improvements works commence

Confidentiality

All the information you provide will be treated in strict confidence and will not be used to identify you personally. The analysis will be carried out on an anonymous basis under the guidelines of the Data Protection Act. Information will not be passed on to anyone else and will only be used for the purposes of this consultation. Anonymised comments may be published on the Council website.

Your Details

1. In what capacity are you responding to this consultation? Please tick all that apply.

- | | | |
|---|--|---|
| <input type="checkbox"/> A resident of the
Doddington Estate | <input type="checkbox"/> A visitor to the
Doddington Estate | <input type="checkbox"/> I work at the Doddington
Estate |
| <input type="checkbox"/> A member of a local
community group
(please specify below) | <input type="checkbox"/> Other (please specify
below) | |

2. If you are a resident, please tell us which block you live in:

- | | | |
|---|--|---|
| <input type="checkbox"/> Alfreda Court | <input type="checkbox"/> Arthur Court | <input type="checkbox"/> Bank Court |
| <input type="checkbox"/> Bolton Court | <input type="checkbox"/> Connor Court | <input type="checkbox"/> Cromwell House |
| <input type="checkbox"/> Falkener Court | <input type="checkbox"/> Kennard House | <input type="checkbox"/> Landseer House |
| <input type="checkbox"/> Lucas Court | <input type="checkbox"/> Newtown Court | <input type="checkbox"/> Palmerston House |

Park Court

Ravenet Court

Rawson Court

Rollo Court

Russell Court

St George House

Turpin House

Voltaire Court

Youngs Court

A Vision for the Square

3. Which of the following design elements best illustrates how you would like the square to look in terms of overall appearance? *Please select only one option*

Funky fusion of different styles



Minimalist and open




- Updating and maintaining the current look of the square



- Clean and angular lines



- More organic shapes



- None of the above

Uses for the Square

It is envisioned that the square will remain as a quiet place used mainly as a pedestrian route. However, we are considering some additional elements or activities that might be appropriate for the square.

4. Which additional elements or activities would you like to see included in the square? Please tick all that apply


- A nice area to pass through



- A place to rest and be peaceful



- An area for smaller children to play safely



- A place for special community events/entertainment



- A place for games



- A place for occasional markets or exhibitions



- A place for occasional exercise



- Other, please specify below

Seating

5. Which of the following styles of seating do you prefer? Please select only one option

- Use of natural or artificial grass elements for ad hoc seating



- Contemporary timber/concrete seating



- Minimalist urban concrete seating



- Traditional bench seating



- None of the above


Planting

6. Which of the following styles of planting do you prefer? Please select only one option

- Varied and natural



- Formal and minimalist



- Traditional urban square planting



- None of the above

Surface Material and Paving

7. Which of the following styles of paving do you prefer? *Please select only one option*

As part of our drive for less wasteful urban landscaping we do intend to try to re-use at least some of the existing paving.

- Re-use as much of the existing paving as possible (once the ground is re-graded and made more level)



- New, modern, fresh urban paving



- Stylised and funky paving




- None of the above

Lighting

8. Which of the following styles of lighting do you prefer? *Please select only one option*

- In ground LED lighting



- Higher level lighting



- Bollard lighting



- Mixture of all of the above
- None of the above

Sculptures

9. What do you think should happen to the sculptures?

The sculptures will be cleaned, but it may be problematic to move them, given their weight and fixing.



- The sculptures should be kept in the same location
- The sculptures should be moved within the square and incorporated into the proposed improvements

10. Do you think the sculptures should be emphasised more, for example with additional lighting?

- Yes
- No

Safety

11. Do you feel safe when visiting the square?

- Yes No

If 'No', please tell us what changes you would like to see made to the square that would make you feel safer:

New Ideas and Final Comments

12. Which of the following additional elements would you like to see in the square?

Please tick all that apply

- Information boards
- Signposts for visitors

13. If you have any final comments you would like to make about the Doddington Square consultation, please tell us using the space below:

14. In relation to this consultation, is there anything we have not considered that may have a negative impact on you or the local community?

- Yes No

If yes, please tell us by using the space below:

About you

The Council will use the information provided below to develop services that meet the needs of all the community. Please provide as much information as possible, but do not feel obliged to answer every question.

15. What is your postcode?

This will not be used to identify you personally, but to ensure we're consulting widely across the area

16. Are you:

- Male Female Prefer not to say

17. What was your age last birthday?

- 19 and under 20-24 25-34
 35-44 45-54 55-64
 65-74 75+ Prefer not to say

18. Do you consider yourself to have a disability?

- Yes No Prefer not to say

19. How would you describe your ethnic group?

- | | | |
|---|--|--|
| <input type="checkbox"/> White | <input type="checkbox"/> Mixed/ multiple ethnic groups | <input type="checkbox"/> Asian or Asian British |
| <input type="checkbox"/> Black/ African/ Caribbean/ Black British | <input type="checkbox"/> Prefer not to say | <input type="checkbox"/> Other ethnic group, please specify below: |

20. Please indicate your sexual orientation:

- | | | |
|--|--|---|
| <input type="checkbox"/> Heterosexual / straight | <input type="checkbox"/> Gay man | <input type="checkbox"/> Gay woman / lesbian |
| <input type="checkbox"/> Bisexual | <input type="checkbox"/> Prefer not to say | <input type="checkbox"/> Prefer to self-describe: |

21. Do you belong to a religion or faith group?

- | | | |
|-------------------------------------|--|---|
| <input type="checkbox"/> No | <input type="checkbox"/> Yes, Christian | <input type="checkbox"/> Yes, Buddhist |
| <input type="checkbox"/> Yes, Hindu | <input type="checkbox"/> Yes, Jewish | <input type="checkbox"/> Yes, Muslim |
| <input type="checkbox"/> Yes, Sikh | <input type="checkbox"/> Prefer not to say | <input type="checkbox"/> Yes, other (please specify below): |

Please return completed paper copies to:

Consultation Team
 Ground Floor, Civic Centre
 44 York Street
 Twickenham
 TW1 3BZ

Please be advised that this consultation closes on **4 November 2018**.