

# Management recommendations

Each management recommendation has been given a number for reference. Those which relate to specific locations on the Common are shown on the map, the rest apply to the Common as a whole.

## TREES


- ① Maintain and manage individual trees, avenues and groups of trees to provide a balance between the open space and planted areas of the Common.
- ② Consider the historic treescape in terms of species selection and planting patterns.
- ③ Continue programme of regular and systematic tree risk assessments.
- ④ Extend life of older trees by carrying out tree surgery/ remedial work.
- ⑤ Explore options for external funding for woodland management activities.
- ⑥ Promote the development of species and age diversity within the woodland.
- ⑦ Control holly and bramble, retaining some as a source of food and cover for wildlife.

## ECOLOGY


- ⑧ Improve habitat connectivity by relaxing mowing regimes and creating further areas of native planting.
- ⑨ Manage and increase acid grassland habitats.
- ⑩ Naturalise the banks and increase marginal vegetation to improve diversity of wetland habitats.
- ⑪ Improve terrestrial habitats adjacent to the lake/wetlands and pond through relaxing mowing regimes, tree/scrub planting and log piles.
- ⑫ Control ornamental and invasive species.
- ⑬ Use barrier planting and mowing to manage visitor footfall across Common.
- ⑭ Reduce light-spill from lighting across the Common onto sensitive habitats such as woodland, wetlands and grasslands.

## HYDROLOGY

- ⑮ Following the outcome of the borehole trials on Bolingbroke Fields in June 2018, consider extending this management to other areas with similar issues.
- ⑯ Manage water levels in the lakes and Three Island Pond during prolonged dry weather.
- ⑰ Increase marginal planting to help filter out any chemicals.
- ⑱ Reduce or cease use of herbicides on the football pitches to prevent pollution in Three Island Pond.
- ⑲ Maintain surface drains and gullies around the Café complex.
- ⑳ Explore options for aeration of the wildlife and fishing lakes.



Improve quality and quantity of habitat for wildlife



Mown path through grassland habitat



Enhance marginal planting for wildlife



# Key management opportunities

Each management recommendation has been given a number for reference. Those which relate to specific locations on the Common are shown on the map, the rest apply to the Common as a whole.

## ACCESS

- 21 Ensure the Common is accessible for people of all abilities through the provision of level surfaces.
- 22 Develop an interpretation scheme across the Common to engage and educate visitors.
- 23 Revise fencing pinch-points around Skylark Café / tennis courts.
- 24 Consider a new north-south mixed use cycle route to improve access across the Common and to local stations, looking at a possible route adjacent to Bolingbroke Fields.
- 25 Adopt a palette of furniture for the Common for future replacements of benches, bins or signage.
- 26 Ensure arrival experience at Wandsworth Common station reflects the character of the Common.
- 27 Consider creation of a natural play trail in this area.

## VIEWS


- 28 Restore views through lime tree avenue on Prison Banks by removing vegetation and fence line.
- 29 Maintain tree avenues and tree lines within the Common.
- 30 Maintain vegetated screens along Northside Field and Westside to screen noise and pollution.

## BUILT STRUCTURES


- 31 Consider opportunities for alternative use of buildings, such as the Bowls Club Pavilion when it is not in use by the Bowls Club.
- 32 Restore the Windmill and open up surrounding landscape.
- 33 Ensure the adequate maintenance and repair of buildings on the Common.

## LAND USE

- 34 Consider removing sports use from Bellevue Fields and reserving it for informal recreation and small-scale events, and improve wildlife habitats.
- 35 Consider moving the Wandsworth Common Ground play area into the area north of the Tennis Courts to reduce the conflict between pedestrians and vehicles.
- 36 Restore the drinking water fountain by the Skylark Café and investigate appropriate locations for a second fountain.
- 37 Ensure the existing footprint of the Common is preserved and managed as one site.



(Top) Interpretation board to welcome visitors to the park, (bottom) example of the style of recommended bench



Wayfinding post in nearby Wandle Valley example



Drinking water fountain example