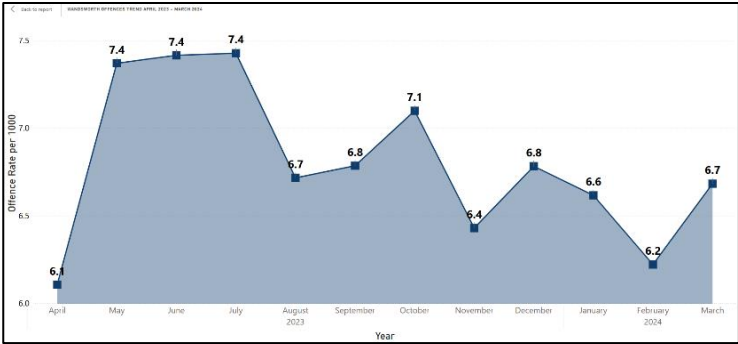


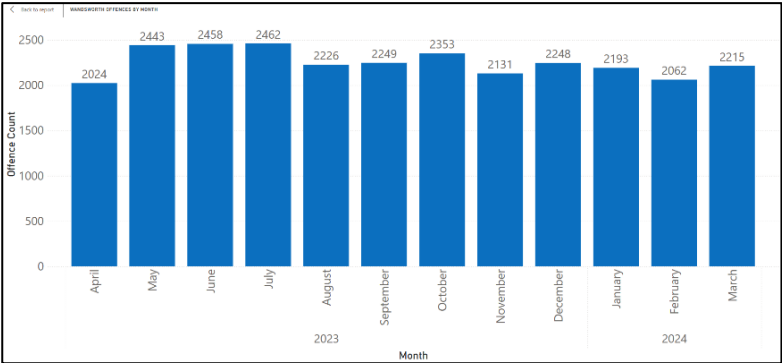
Wandsworth Quick Facts All Recorded Crime	
Current Figures refer to the period April 2023- March 2024	
Level of Crime	28,906 Total crimes / 81.7 per 1000 Residents
Peer Comparison	1st Lowest rate per 1000 in Inner London 3 rd Lowest Volume of related Offences in Inner London
Annual Change	Increase of 3045 offences/ 12.68% from 2022-2023

VOLT Analysis	
Victim	Largest Ethnic group is White with 29%. Largest age group is from the 25-29 Age Group with 15%. Largest Victim gender Group is Male with 52%. The largest age group of Male Victims are from the 30-34 Age Group at 15%. 28% of the Male 30-34 victim age group were White.
Offender	The 18-24 Age Group was the largest offender's 11.7% The top two largest Ethnic groups White at 27% Black at 26%. Males make up 65% of the 18-24 Age group.
Location	SW11 – 31.7% SW18 – 10.7% SW17 – 9.9% SW15 – 9.5% SW12 – 5.6%
Time	6.4% of offences took place at 14:00 which is the highest peak. The highest average is from 13:00 to 16:00.



Breakdown of Crime Types

The top 3 offences in this period are Violence against the person, Theft and Vehicle Offences, accounting for 67.6% of offenses.



Hotspots:

Top 5 Wards:

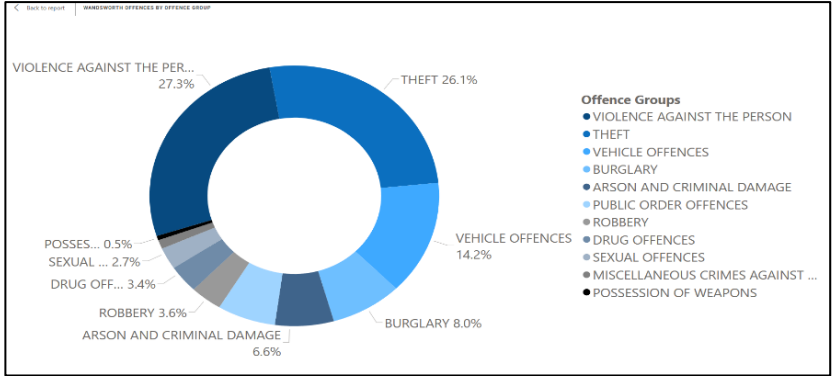
- 1) Tooting Broadway
- 2) Wandsworth Town
- 3) Battersea Park
- 4) Balham
- 5) Roehampton

Combined these Wards account for 37% of all Offences

General Trends

During this period there is a no clear correlation between the increases and decreases in overall recorded crime. The lowest recorded crime was in April 2023 at 6.1 followed by small spike then the following 3 months 7.4 and in February 2024 another reduction 6.2. This further highlights the lower level of crime for an inner London borough.

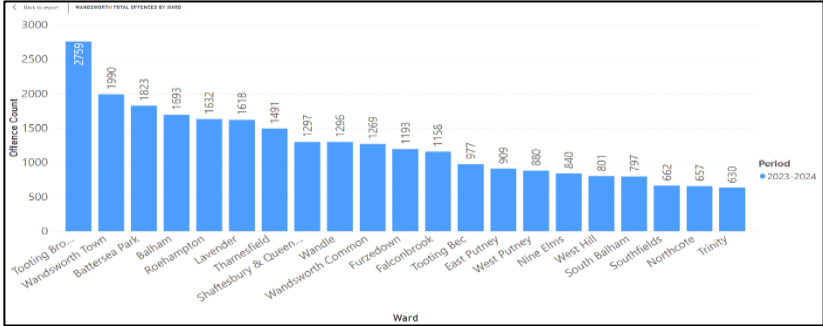
Proactive problem solving plans and local policing initiatives continue to support crime reduction activities with partners and communities.



Seasonality

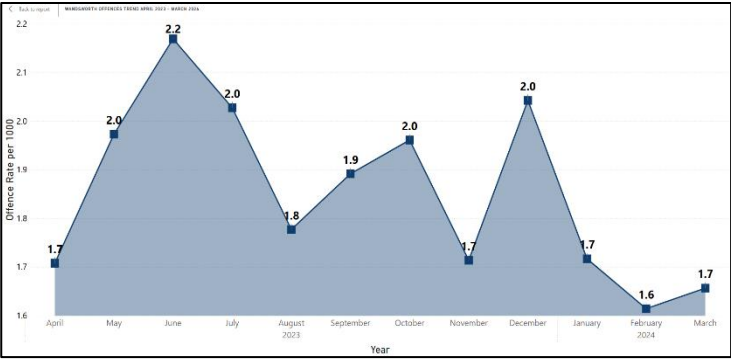
There is no evidence of significant increases or decreases across this period, the average offence rate is 2255 for all recorded crimes.

There is a slight increase across May - July 2462 an early summer increase with a slight reduction in August 2226, then varying increases and decreases for the remaining year. This is marginally in line with seasonal trends, and improved weather.



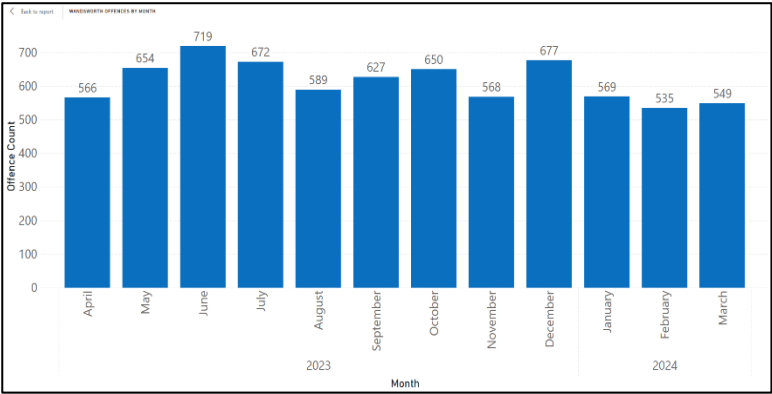
Wandsworth Quick Facts	
Violence Against the Person	
Current Figures refer to the period April 2023- March 2024	
Level of Crime	7877 Total crimes / 22.3 per 1000 Residents
Peer Comparison	1ST Lowest rate per 1000 in Inner London 4 th Lowest volume of related Offences in Inner London
Annual Change	Increase of 397 offences/ 5.7% from 2022-2023

VOLT Analysis	
Victim	<p>Largest Ethnic group is White with 39%. Largest Victim Age group is the 25-29 Age Group with 14% of the total. The Largest Victim gender group is Female with 52% of the total.</p> <p>The largest age group of Female Victims are from the 25-29 Age Group at 15%. 28% of Female 25-29 age group victims were White, 27% were Black.</p>
Offender	<p>The 18-24 Age Group had the largest number of offenders making up 11.1% of the total.</p> <p>The largest Ethnic group in 18-24 age is White at 27%. Male 57%</p>
Location	SW11 – 31.7% SW17 – 11.6% SW18 – 10.2% SW15 – 10.1% SW12 – 4.6%
Time	7.0% of offences took place at 22:00 which is the highest peak. The highest average is from 19:00 to 22:00.



Breakdown of Crime Types

The top offence in this period is Violence Without Injury, accounting for 66.5% of offenses.



Hotspots:

Top 5 Wards:

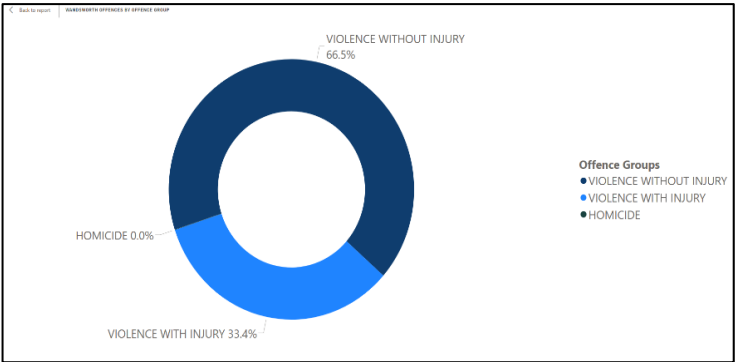
- 1) Tooting Broadway
- 2) Roehampton
- 3) Wandsworth Common
- 4) Battersea Park
- 5) Wandsworth Town

Combined these Wards account for 39% of all Offences.

General Trends

During this period there is a significant fluctuation, a decline from June to August 2023, however the lowest recorded overall crime was 1.6 in February 2024. This highlights some of the low level of Violence against the Person in the borough. However, Peaks in June and December could be linked to seasonal spikes

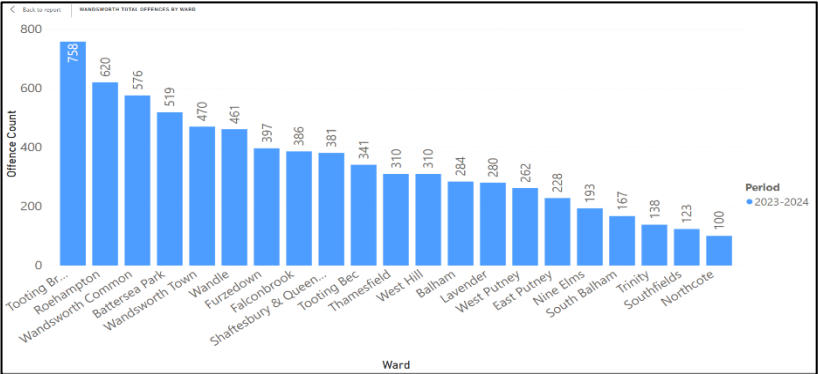
Local policing initiatives continue to support crime reduction activities with partners and communities.



Seasonality

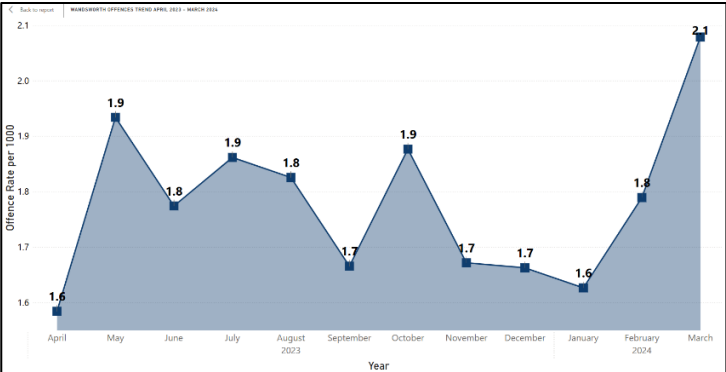
There is evidence of some seasonal increases and decreases across this period, the average offence rate is 614 for all Violence against the person recorded crimes.

The highest recorded incidents are in June 719, then the next highest period is in December 677 offences with declining periods in between. Increases in line with seasonal trends, improved weather and winter festivities. Another possibility is increased social engagement periods during this time.



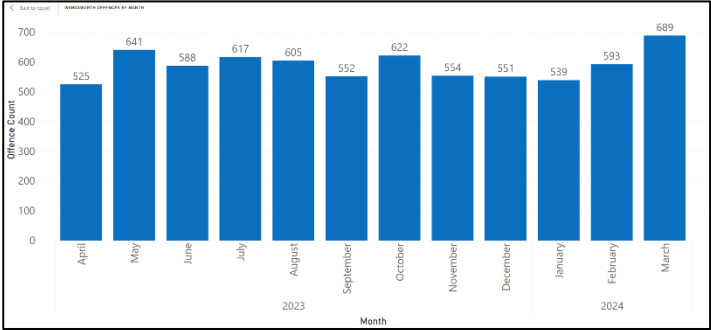
Wandsworth Quick Facts Theft	
Current Figures refer to the period April 2023- March 2024	
Level of Crime	7243 Total crimes / 21.3 per 1000 Residents
Peer Comparison	2nd Lowest rate per 1000 in Inner London 4 th Lowest volume of related Offences in Inner London
Annual Change	Increase of 1385 offences/ 24.3% from 2022-2023

VOLT Analysis	
Victim	<p>Largest Ethnic group is White with 17%. Largest age group is the 25-29 Age Group making up 20% of the total. Largest Victim gender Group is Male at 51%.</p> <p>The largest age group of Male Victims are from the 25-29 Age Group at 20% 22% of Male 25 to 29 year-old victims were White</p>
Offender	<p>The 30-34 Age Group are the largest offenders with 9.6% of the total.</p> <p>The largest Ethnic group is White at 31% gender group is Male at 67%</p>
Location	SW11 – 38.5% SW18 – 10.3% SW17 – 9.5% SW15 – 8.3% SW12 – 5.7%
Time	<p>7.6% of offences took place at 18:00 which is the highest peak. The highest average is from 11:00 to 15:00.</p>



Breakdown of Crime Types

The top 2 offences in this period are other Theft and Shoplifting, combined accounting for 76% of offences. The next largest offence is Theft from the person at 12.5%.



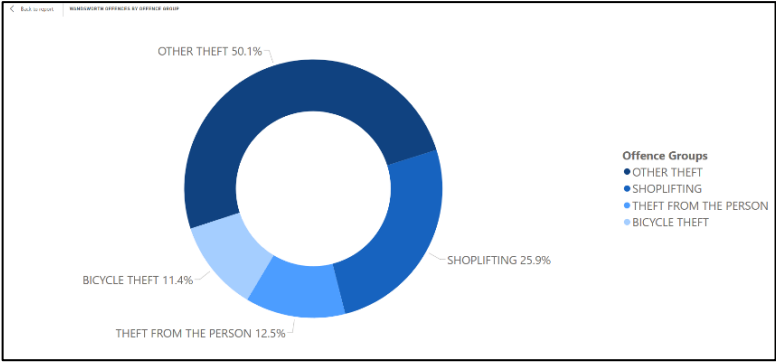
Hotspots:

- Top 5 Wards:
- 1) Tooting Broadway
 - 2) Lavender
 - 3) Balham
 - 4) Battersea Park
 - 5) Thamesfield
- Combined these Wards account for 49% of all Offences.

General Trends

During this period there is clear variability. Increases in April, June, September and then from January at the lowest recorded Theft offense rate of 1.6 followed by a peak in March of 2.1.

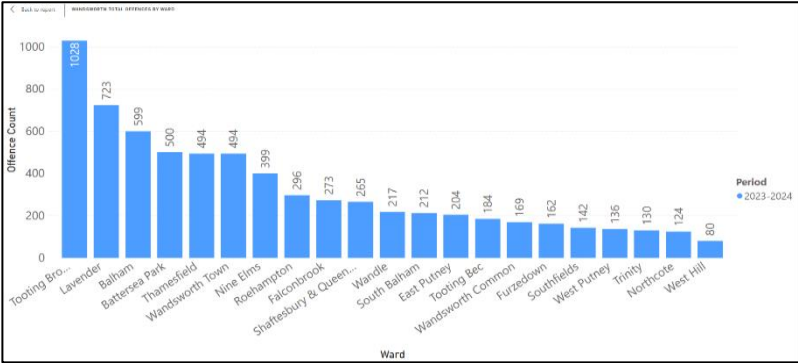
Proactive awareness raising and local initiatives continue to support crime reduction activities with partners and communities.



Seasonality

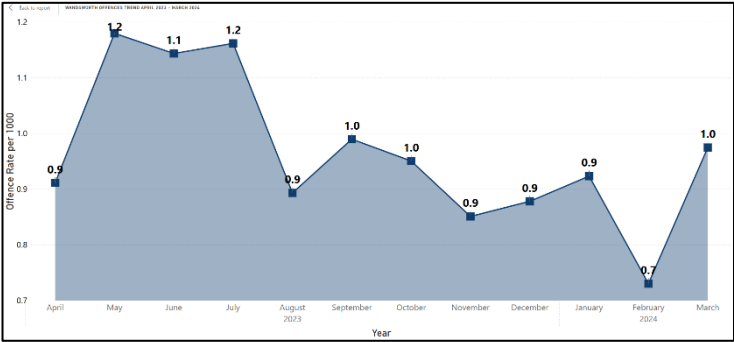
There is limited seasonal increases and decreases across this period, the average offence rate is 589 for all Theft recorded crimes.

The highest period of recorded offences is 689 March 2024; however the summer and winter months remain relative. Seasonal trends typically linked to, improved summer weather and decreasing with the declining weather approaching the winter months.



Wandsworth Quick Facts Vehicle Offences	
Current Figures refer to the period April 2023- March 2024	
Level of Crime	3873 Total crimes / 11.6 per 1000 Residents
Peer Comparison	2nd lowest volume of related Offences in Inner London, 4 th Lowest rate per 1000 in Inner London
Annual Change	Increase of 405 offences/ 11.8% from 2022-2023

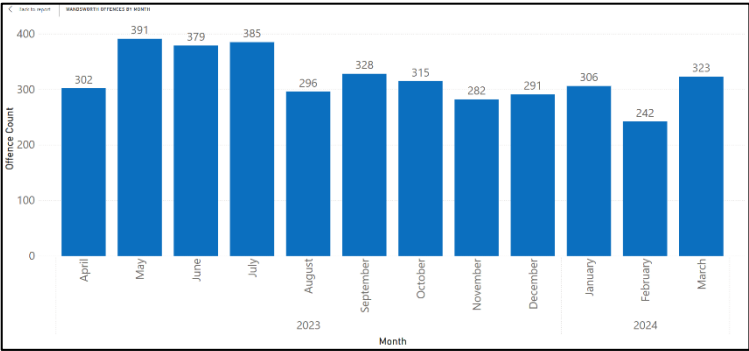
VOLT Analysis	
Victim	<p>Largest Ethnic group is White with 14%. Largest age group is from the 30-34 Age Group with 16%</p> <p>Largest Victim gender Group is Male with 69%</p> <p>The largest age group of Male Victims are from the 30-34 Age Group at 17% 14% of Male 30-34 -year-old victims were White</p>
Offender	<p>18-24 Age Group largest offenders 8.6%</p> <p>White is 26%</p> <p>Male 77%</p>
Location	<p>SW11 – 28.5%</p> <p>SW18 – 12.9%</p> <p>SW15 – 10.3%</p> <p>SW17 – 9.5%</p> <p>SW12 – 6.7%</p>
Time	<p>7.0% of offences took place at 09:00 which is the highest peak.</p> <p>the highest average is from 07:00 to 12:00</p>



Breakdown of Crime Types

The top 2 offences in this period are Theft from a Vehicle, Theft or unauthorised taking of a motor vehicle, accounting for 86.8% of offenses.

The next offence was Interfering with a motor vehicle which accounts for 12.7% of the remaining offences.



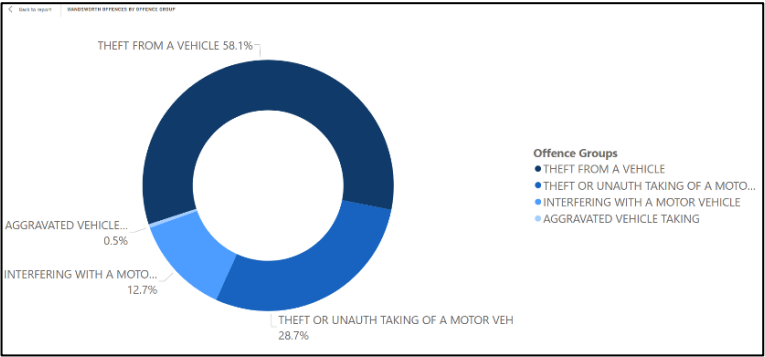
Hotspots:

- Top 5 Wards:
- 1) Wandsworth Town
 - 2) Thamesfield
 - 3) Battersea Park
 - 4) Balham
 - 5) Northcote
- Combined these Wards account for 38% of all Offences.

General Trends

During this period there is a significant decline from 1.2 July 2023 to the lowest recorded Vehicle crime of 0.7 in February 2024. There then follows a slight increase.

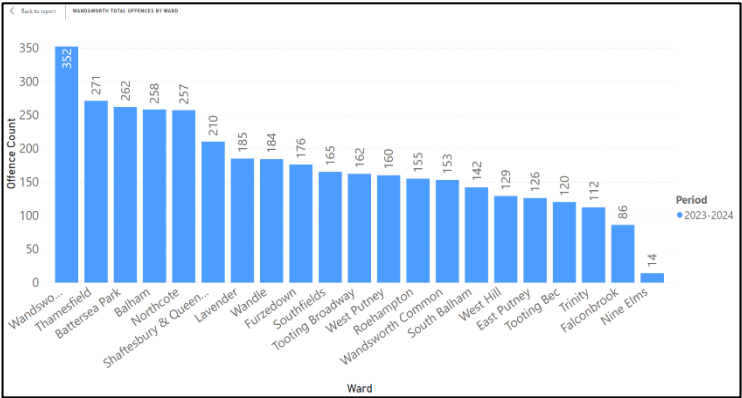
Continued local policing initiatives support crime reduction activities with partners and communities with Community Safety awareness campaigns could account for the variation.



Seasonality

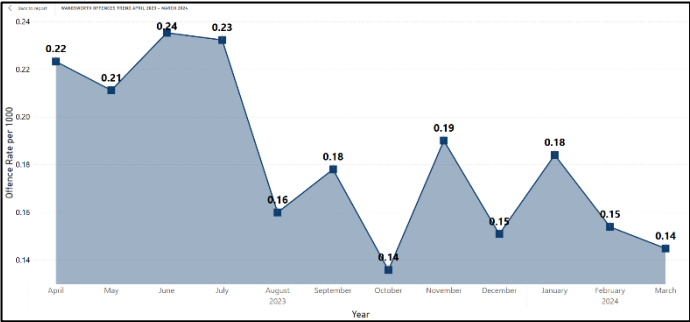
There is evidence of seasonal increases and decreases across this period, the average offence rate is 320 for all recorded Vehicle offences.

The highest period of recorded offences is 391 in May, the lowest period was in February, 242 offences. Some Seasonal trends, with improved early summer weather and lower offences with the declining weather approaching and across winter months.



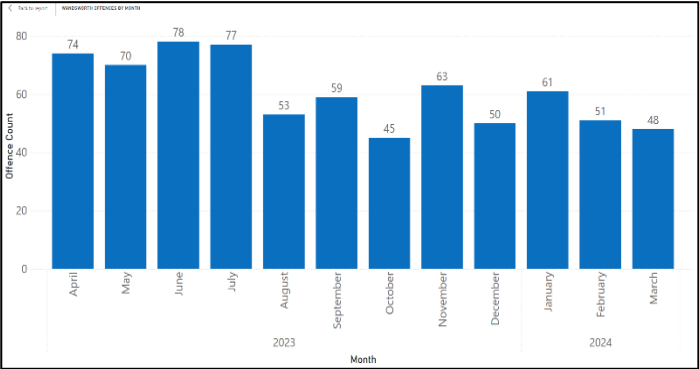
Wandsworth Quick Facts Sexual Offences	
Current Figures refer to the period April 2023- March 2024	
Level of Crime	792 Total crimes / 2.2 per 1000 Residents
Peer Comparison	1ST Lowest rate per 1000 in Inner London 8 th (4/12) lowest volume of related Offences in Inner London,
Annual Change	Increase of 405 offences/ 11.8% from 2022-2023

VOLT Analysis	
Victim	<p>Largest Ethnic group is White at 42%. Largest Victim gender Group is Female at 81%. Largest age group is the 25-29 Age Group representing 18% of the total. The largest age group of Female Victims are from the 25-29 Age Group with 18% 57% of Female 25-29 -year-old victims were White</p>
Offender	<p>The largest offenders age group was 25-29 representing 13.9% of the total. White was the largest ethnic group at 24%. Male was the largest sex group at 78%.</p>
Location	Specific Location Data withheld
Time	8.7% of offences took place at 16:00 which is the highest peak. the highest average is from 13:00 to 16:00



Breakdown of Crime Types

The top offence in this period is Other Sexual offences, accounting for 64.2% of offenses.



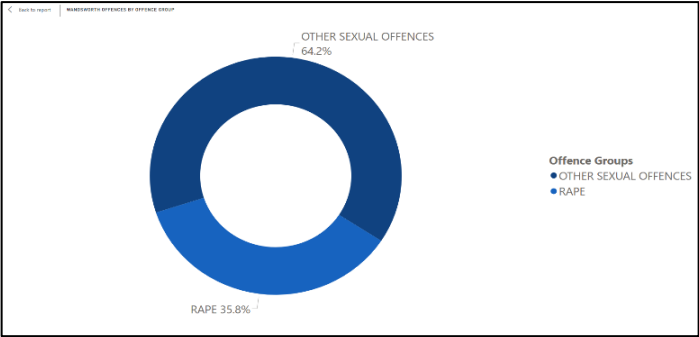
Top 5 Wards:

- 1) Tooting Broadway
 - 2) Roehampton
 - 3) Furzedown
 - 4) Wandle
 - 5) Battersea Park
- Combined these Wards account for 41% of all Offences.

General Trends

During this period there is a significant decline from July 2023 to varying month on month fluctuations in recorded offences. the lowest recorded sexual offences were in October 2023.

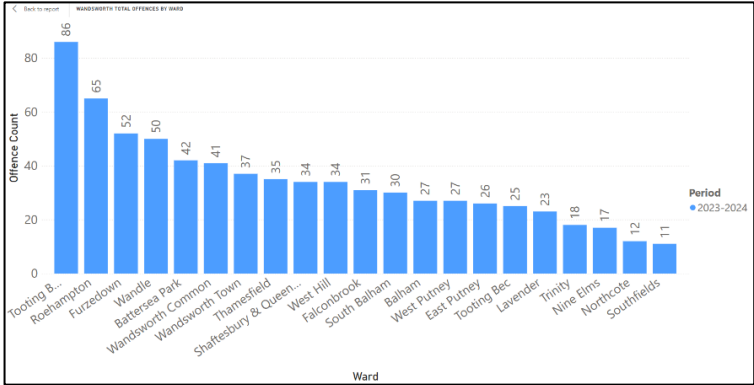
Proactive awareness raising and targeted work with local police and partners may account for the reductions. In addition to monitoring offenders to prevent reoffending.



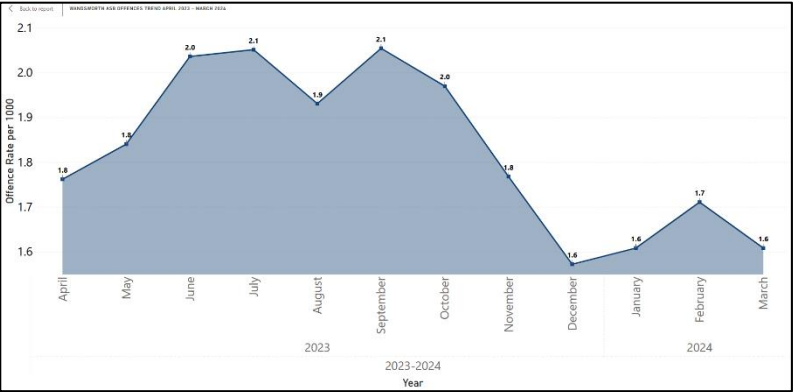
Seasonality

There is evidence of gradual seasonal increases and a decrease across this period, the average offence is 61 for recorded Sexual offences.

The highest periods of recorded offences April to July 2024, peaking in June at 78 offences. Aligned with expected peaks in the summer months then declining with fluctuations to the lowest period with 45 offences in October 2024. Seasonal trends, improved summer weather seeing an increase and decreasing with the declining weather approaching the winter months



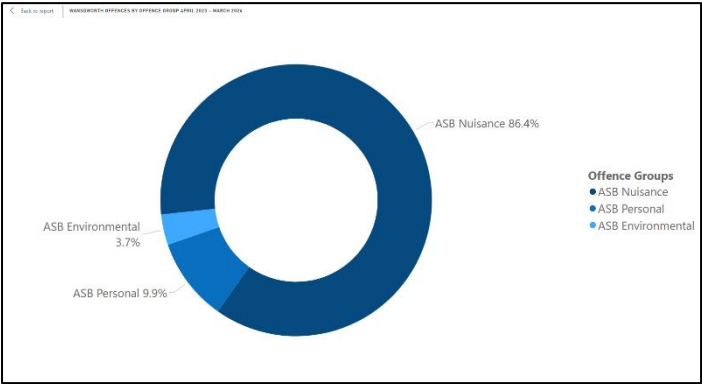
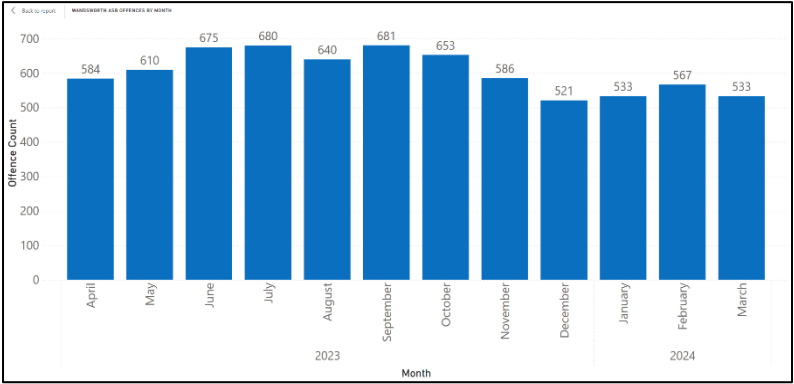
Wandsworth Quick Facts Anti-Social Behaviour	
Current Figures refer to the period April 2023- March 2024	
Level of Crime	7263 Total crimes / 21.9 per 1000 Residents
Peer Comparison	2 nd lowest volume of ASB in Inner London, 5 th Lowest rate ASB per 1000 in Inner London
Annual Change	N/A First Year of Data Collection



General Trends

During this period there is a significant decline from a peak in September 2023 of 2.1 to the lowest recorded overall crime of 1.6 in December 2023 and January 2024.

Proactive area based Community Safety problem solving plans, raising and targeting work through the Community MARAC with our police and partners have supported the reductions.



Breakdown of Crime Types

The top offence in this period is ASB Nuisance, accounting for 86.4% of offences.

Seasonality

There is minimal evidence of seasonal increases and decreases across this period, the average offence rate is 605 for all recorded ASB offences.

The highest recorded offences were across June to October (peak in September 681 offences), with the lowest recorded crimes in December at 521. Possible seasonal trends aligned with, improved summer weather. With lower periods of ASB across the winter period.

Top 5 Wards:

- 1) Tooting Broadway
- 2) Roehampton
- 3) Furzedown
- 4) Wandale
- 5) Battersea Park

Combined these Wards account for 41% of all Offences.

