

Play Upgrade, St. Luke's Open Space, Kew: Summary report

This report was created on Wednesday 08 June 2016 at 09:21.

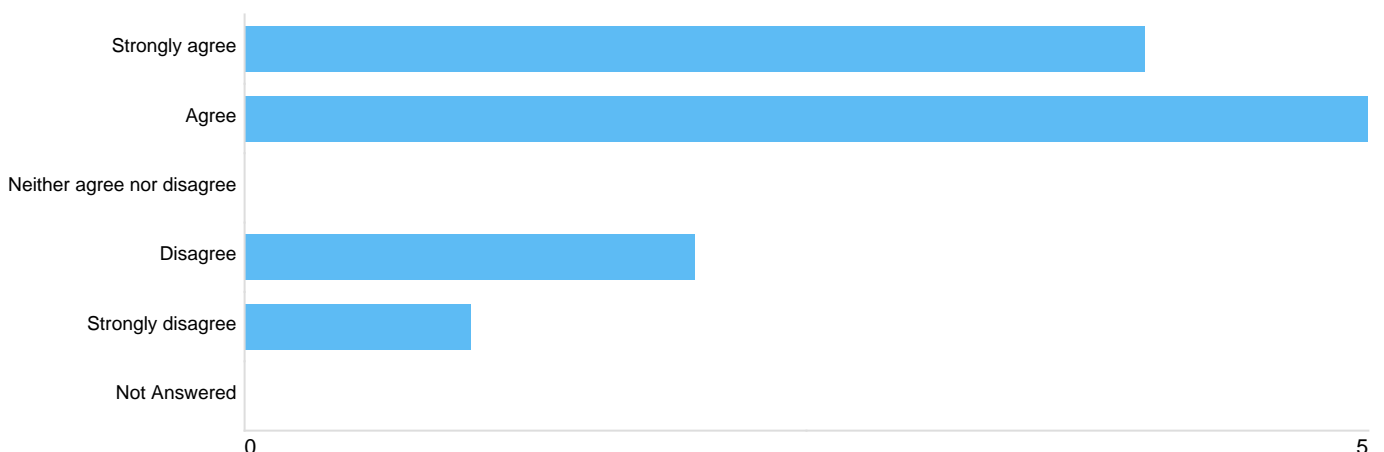
The consultation ran from 16/05/2016 to 06/06/2016.

Contents

Question 1: To what extent do you agree or disagree with the proposal for the playground at St. Luke's Open Space?	1
agree	1
Question 2: If you answered 'Disagree' or 'Strongly Disagree' to the question above, please could you provide further detail to explain why below.	2
reasons	2
Question 3: In the future there may be plans to improve the area adjacent to the play area. Please could you provide ideas on what you would like to see in the space below.	2
future plans	2
Question 4: Do you have any other comments?	2
other comments	2
Question 5: What is your postcode?	2
Postcode	2
Question 6: Are you:	2
gender	2
Question 7: What was your age last birthday?	3
Age	3
Question 8: Do you consider yourself to have a disability?	3
disability	3
Question 9: How would you describe your ethnic group?	4
Ethnicity	4
other	4
Question 10: Are you a parent/carer of a child under 18?	4
parent	4

Question 1: To what extent do you agree or disagree with the proposal for the playground at St. Luke's Open Space?

agree



Option	Total	Percent
Strongly agree	4	33.33%
Agree	5	41.67%
Neither agree nor disagree	0	0%
Disagree	2	16.67%
Strongly disagree	1	8.33%
Not Answered	0	0%

Question 2: If you answered 'Disagree' or 'Strongly Disagree' to the question above, please could you provide further detail to explain why below.

reasons

There were 5 responses to this part of the question.

Question 3: In the future there may be plans to improve the area adjacent to the play area. Please could you provide ideas on what you would like to see in the space below.

future plans

There were 11 responses to this part of the question.

Question 4: Do you have any other comments?

other comments

There were 8 responses to this part of the question.

Question 5: What is your postcode?

Postcode

There were 12 responses to this part of the question.

Question 6: Are you:

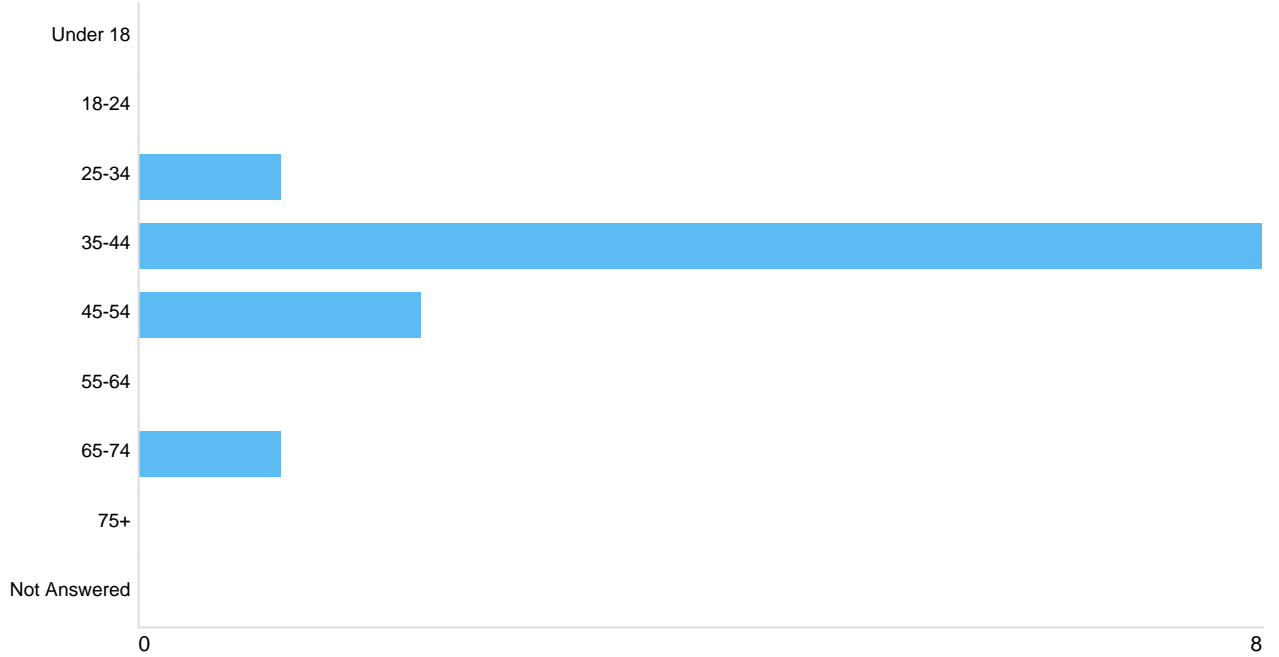
gender



Option	Total	Percent
Male	3	25.00%
Female	9	75.00%
Not Answered	0	0%

Question 7: What was your age last birthday?

Age



Option	Total	Percent
Under 18	0	0%
18-24	0	0%
25-34	1	8.33%
35-44	8	66.67%
45-54	2	16.67%
55-64	0	0%
65-74	1	8.33%
75+	0	0%
Not Answered	0	0%

Question 8: Do you consider yourself to have a disability?

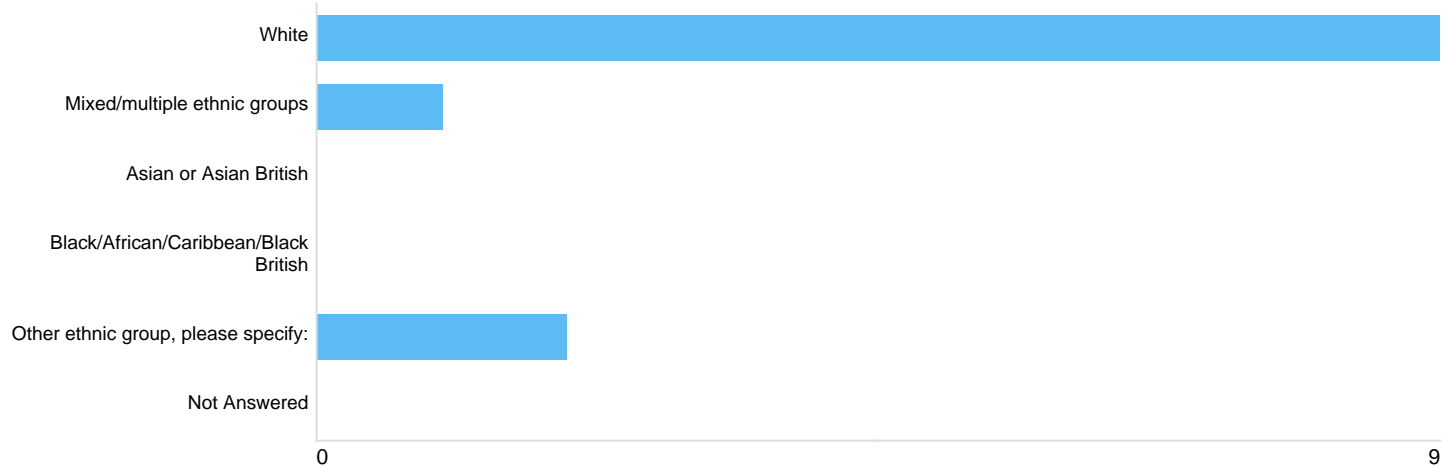
disability



Option	Total	Percent
Yes	0	0%
No	12	100.00%
Not Answered	0	0%

Question 9: How would you describe your ethnic group?

Ethnicity




Option	Total	Percent
White	9	75.00%
Mixed/multiple ethnic groups	1	8.33%
Asian or Asian British	0	0%
Black/African/Caribbean/Black British	0	0%
Other ethnic group, please specify:	2	16.67%
Not Answered	0	0%

other

There were 1 responses to this part of the question.

Question 10: Are you a parent/carer of a child under 18?

parent



Option	Total	Percent
Yes	11	91.67%
No	1	8.33%
Not Answered	0	0%