

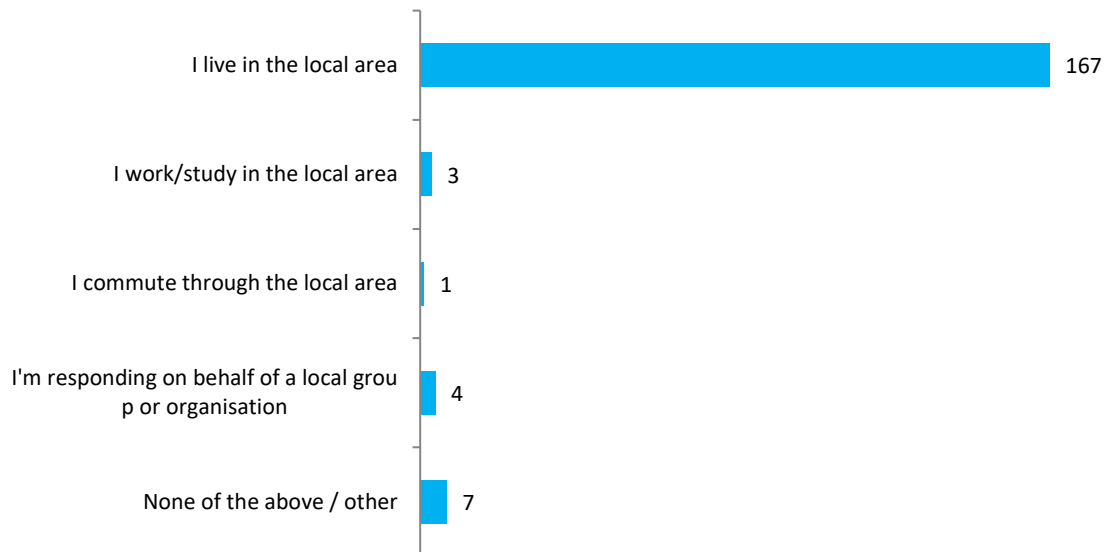
Proposal to introduce Pétanque pistes to Kneller Gardens

The activity ran from 13/01/2025 to 10/02/2025

Responses to this survey: **182**

What is the main capacity in which you are responding to this consultation?

There were 182 responses to this question.



Option	Total	Percent
I live in the local area	167	91.76%
I work/study in the local area	3	1.65%
I commute through the local area	1	0.55%
I have a business in the local area	0	0.00%
I'm responding on behalf of a local group or organisation	4	2.20%
None of the above / other	7	3.85%

Please tell us your postcode:

There were 181 responses to this question.

In what other capacity are you responding to this consultation?

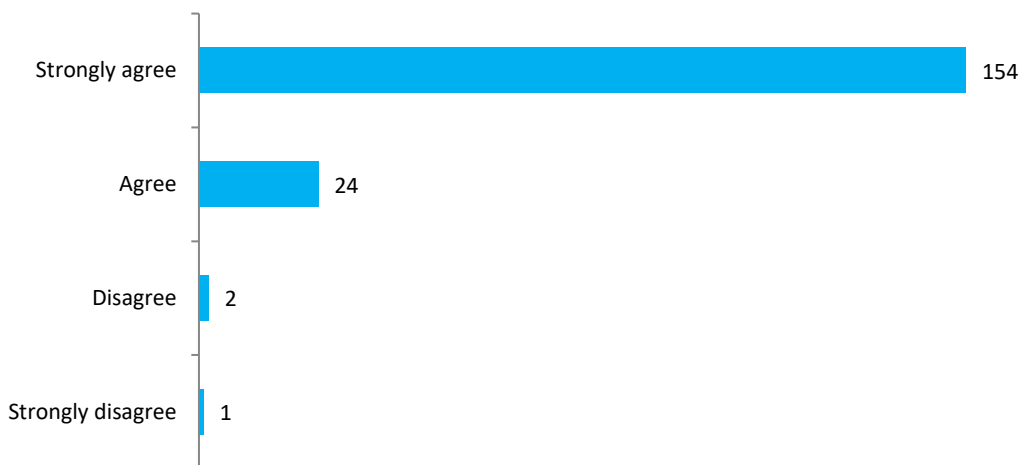
There were 7 responses to this question.

Which group or organisation are you responding on behalf of?

There were 4 responses to this question.

To what extent do you agree or disagree with the proposal to introduce the Pétanque terrain to Kneller Gardens?

There were 181 responses to this question.



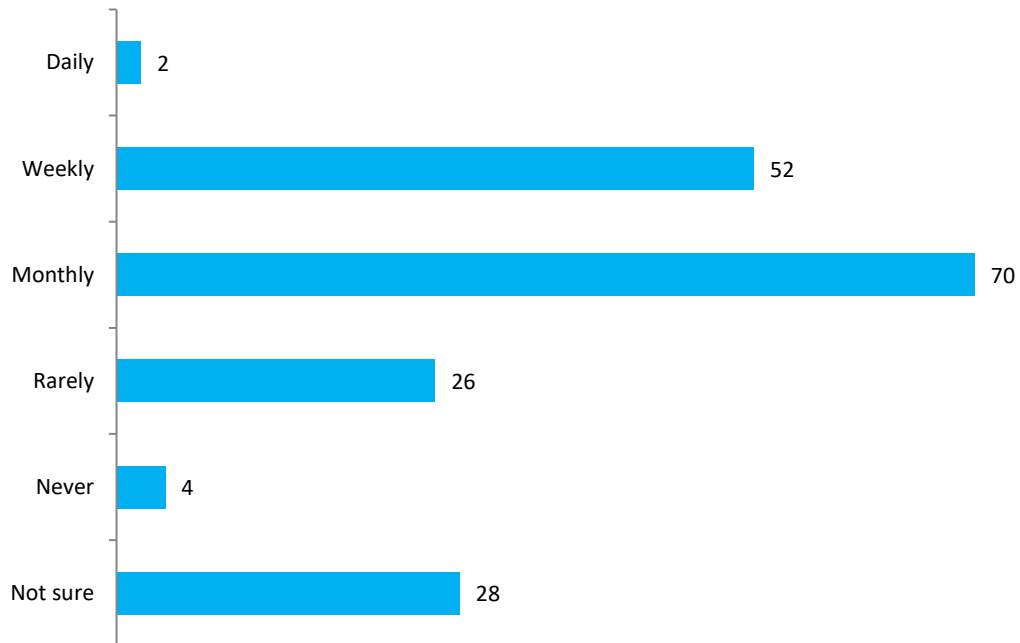
Option	Total	Percent
Strongly agree	154	85.08%
Agree	24	13.26%
Neither agree nor disagree	0	0.00%
Disagree	2	1.10%
Strongly disagree	1	0.55%

Please tell us more:

There were 109 responses to this question.

How often would you use the Pétanque pistes if they were introduced to Kneller Gardens?

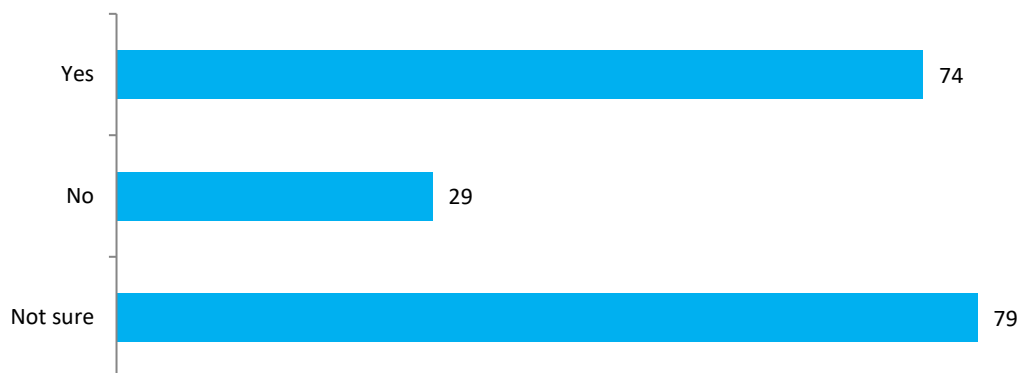
There were 182 responses to this question.



Option	Total	Percent
Daily	2	1.10%
Weekly	52	28.57%
Monthly	70	38.46%
Rarely	26	14.29%
Never	4	2.20%
Not sure	28	15.38%

Would you be interested in joining a Pétanque club at Kneller Gardens?

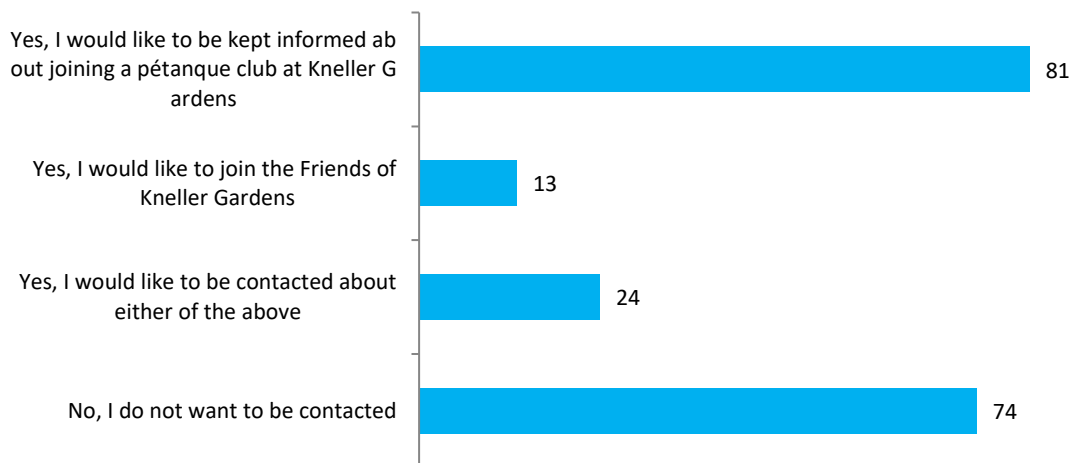
There were 182 responses to this question.



Option	Total	Percent
Yes	74	40.66%
No	29	15.93%
Not sure	79	43.41%

Would you like to be contacted regarding joining a Pétanque club or the Friends of Kneller Gardens?

There were 176 responses to this question.



Option	Total	Percent
Yes, I would like to be kept informed about joining a pétanque club at Kneller Gardens	81	46.02%
Yes, I would like to join the Friends of Kneller Gardens	13	7.39%
Yes, I would like to be contacted about either of the above	24	13.64%
No, I do not want to be contacted	74	42.05%

If you have any additional comments regarding this proposal or any other facilities you would like to see at Kneller Gardens, please provide details below:

Please tell us more

There were 50 responses to this question.

Demographics

Are you:

There were 176 responses to this question.



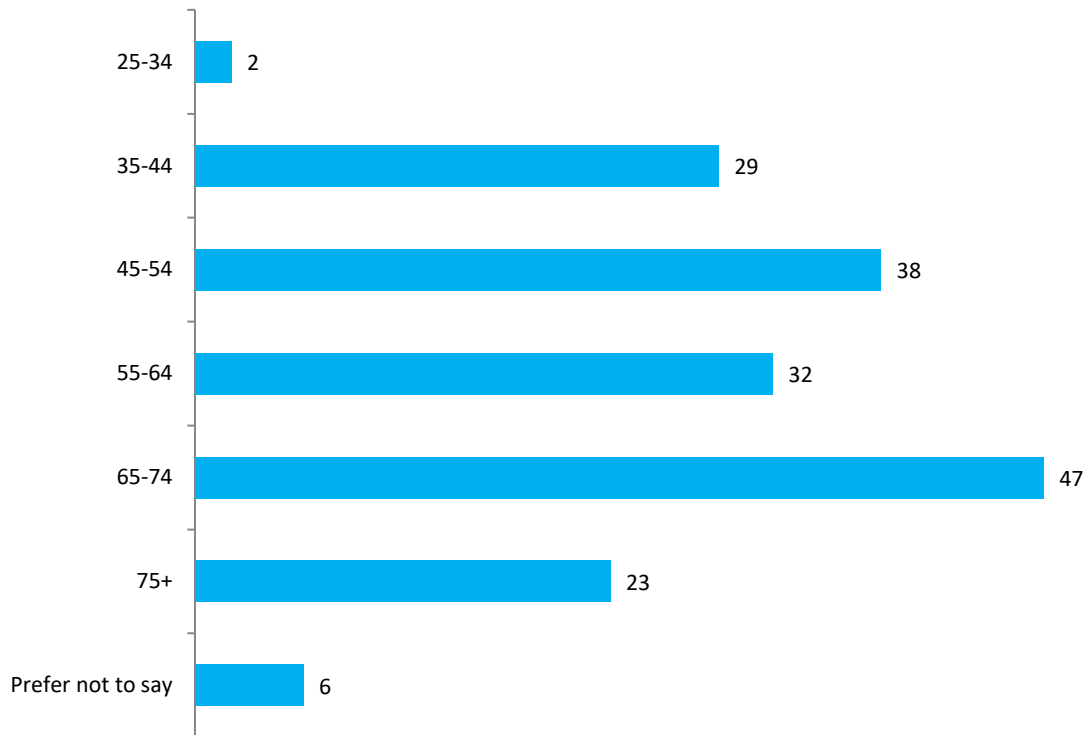
Option	Total	Percent
Male	67	38.07%
Female	105	59.66%
Prefer not to say	4	2.27%
Prefer to self-describe:	0	0.00%

Other

There were 0 responses to this question.

What was your age last birthday?

There were 177 responses to this question.



Option	Total	Percent
19 and under	0	0.00%
20-24	0	0.00%
25-34	2	1.13%
35-44	29	16.38%
45-54	38	21.47%
55-64	32	18.08%
65-74	47	26.55%
75+	23	12.99%
Prefer not to say	6	3.39%

Do you consider yourself to have a disability?

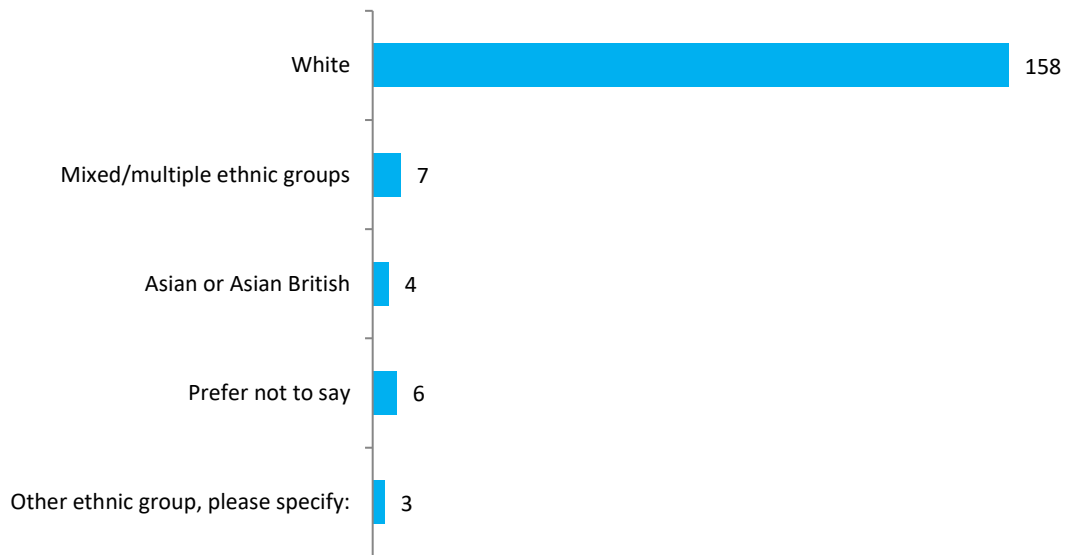
There were 176 responses to this question.



Option	Total	Percent
Yes	7	3.98%
No	164	93.18%
Prefer not to say	5	2.84%

What is your ethnic group?

There were 178 responses to this question.



Option	Total	Percent
White	158	88.76%
Mixed/multiple ethnic groups	7	3.93%
Asian or Asian British	4	2.25%
Black/African/Caribbean/Black British	0	0.00%
Prefer not to say	6	3.37%
Other ethnic group, please specify:	3	1.69%

Other

There were 4 responses to this question.