

## Fitness Equipment Improvements, Palewell Common and Fields: Summary report

This report was created on Tuesday 28 June 2016 at 10:00.

The consultation ran from 03/06/2016 to 27/06/2016.

### Contents

Question : With regard to the fitness equipment on Palewell Common, do you think the existing equipment:	2
replace	2
Question : Can you tell us why?	2
why	2
Question : Would you prefer for the equipment pieces to be:	2
materials	2
Question : Please select FIVE pieces of equipment from the following list that you would most like to see in the park. (Please note these are example images only)	3
cross trainer	3
push hands	3
bicycle	3
Push up bars	3
stepper	4
Body twist	4
abs	4
parallel bars	4
balance beams	4
pull ups	5
ladder	5
log stack	5
Question : Please provide any additional comments here:	5
comments	5
Question : In what capacity are you responding to this consultation?	5
capacity	5
other	6
Question : What is your postcode?	6
postcode	6
Question : Are you:	6
gender	6
Question : What was your age last birthday?	6
Age	6
Question : Do you consider yourself to have a disability?	7
disability	7
Question : How would you describe your ethnic group?	7
Ethnicity	7
other	7

**Question : With regard to the fitness equipment on Palewell Common, do you think the existing equipment:**

*replace*



Option	Total	Percent
Should be left as it is and unchanged	1	2.86%
Should be removed and not replaced	2	5.71%
Should be replaced with new equipment	32	91.43%
Not Answered	0	0%

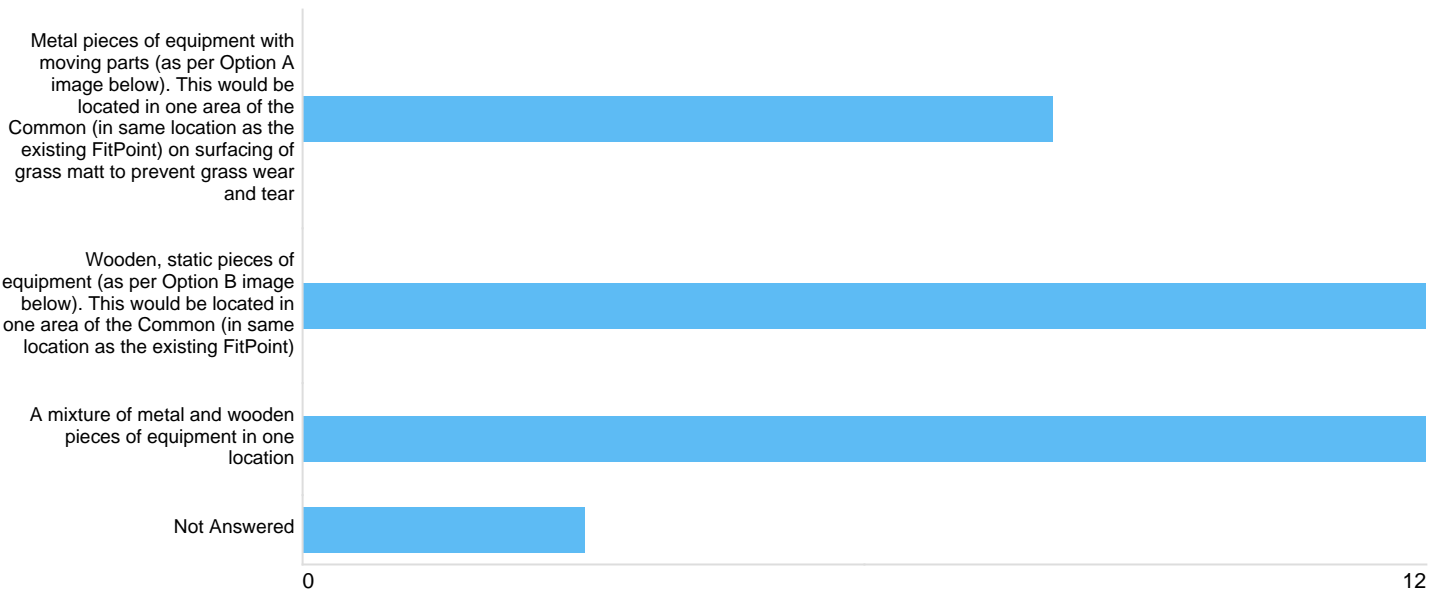
**Question : Can you tell us why?**

*why*

There were 3 responses to this part of the question.

**Question : Would you prefer for the equipment pieces to be:**

*materials*



Option	Total	Percent
Metal pieces of equipment with moving parts (as per Option A image below). This would be located in one area of the Common (in same location as the existing FitPoint) on surfacing of grass matt to prevent grass wear and tear	8	22.86%
Wooden, static pieces of equipment (as per Option B image below). This would be located in one area of the Common (in same location as the existing FitPoint)	12	34.29%
A mixture of metal and wooden pieces of equipment in one location	12	34.29%
Not Answered	3	8.57%

**Question : Please select FIVE pieces of equipment from the following list that you would most like to see in the park. (Please note these are example images only)**

**cross trainer**



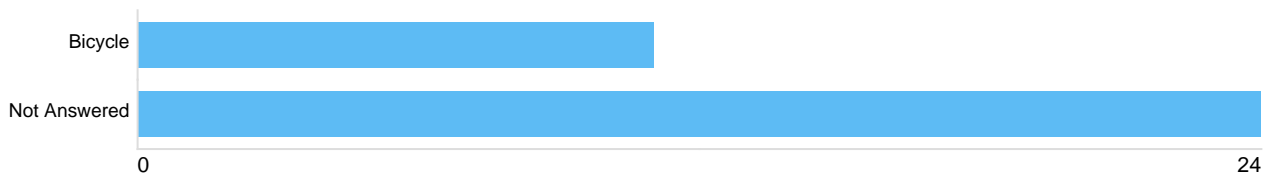
Option	Total	Percent
Cross trainer	16	45.71%
Not Answered	19	54.29%

**push hands**



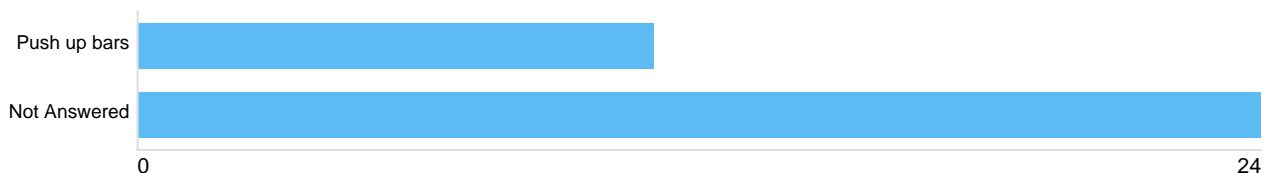
Option	Total	Percent
Push hands	7	20.00%
Not Answered	28	80.00%

**bicycle**



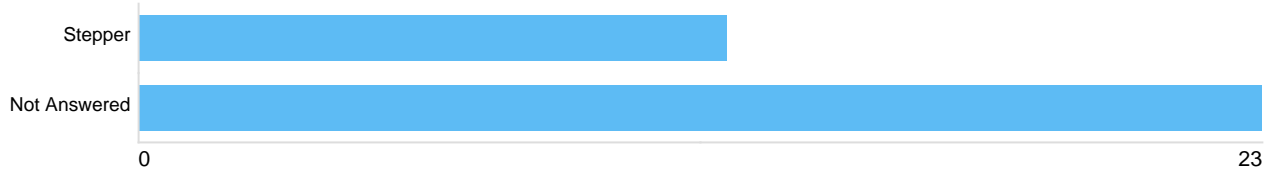
Option	Total	Percent
Bicycle	11	31.43%
Not Answered	24	68.57%

**Push up bars**



Option	Total	Percent
Push up bars	11	31.43%
Not Answered	24	68.57%

**stepper**



Option	Total	Percent
Stepper	12	34.29%
Not Answered	23	65.71%

**Body twist**



Option	Total	Percent
Body twist	13	37.14%
Not Answered	22	62.86%

**abs**



Option	Total	Percent
Abs bench	15	42.86%
Not Answered	20	57.14%

**parallel bars**



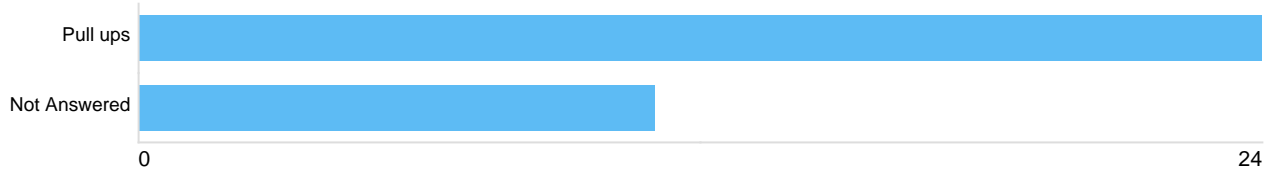
Option	Total	Percent
Parallel bars	15	42.86%
Not Answered	20	57.14%

**balance beams**



Option	Total	Percent
Balance beams	9	25.71%
Not Answered	26	74.29%

***pull ups***



Option	Total	Percent
Pull ups	24	68.57%
Not Answered	11	31.43%

***ladder***



Option	Total	Percent
Horizontal ladder	13	37.14%
Not Answered	22	62.86%

***log stack***



Option	Total	Percent
Log stack	18	51.43%
Not Answered	17	48.57%


**Question : Please provide any additional comments here:**

***comments***

There were 14 responses to this part of the question.

**Question : In what capacity are you responding to this consultation?**

***capacity***



Option	Total	Percent
Local resident	35	100.00%
Representative of local business	0	0%
Representative of community or voluntary group	1	2.86%
Other, please specify:	0	0%
Not Answered	0	0%

**other**

There were **0** responses to this part of the question.

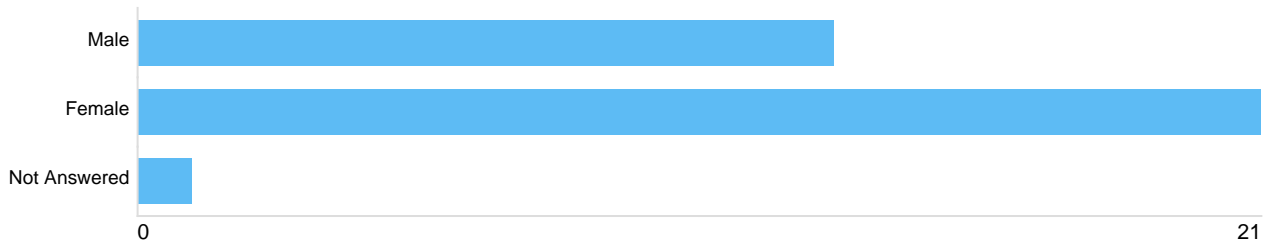
**Question : What is your postcode?**

**postcode**

There were **34** responses to this part of the question.

**Question : Are you:**

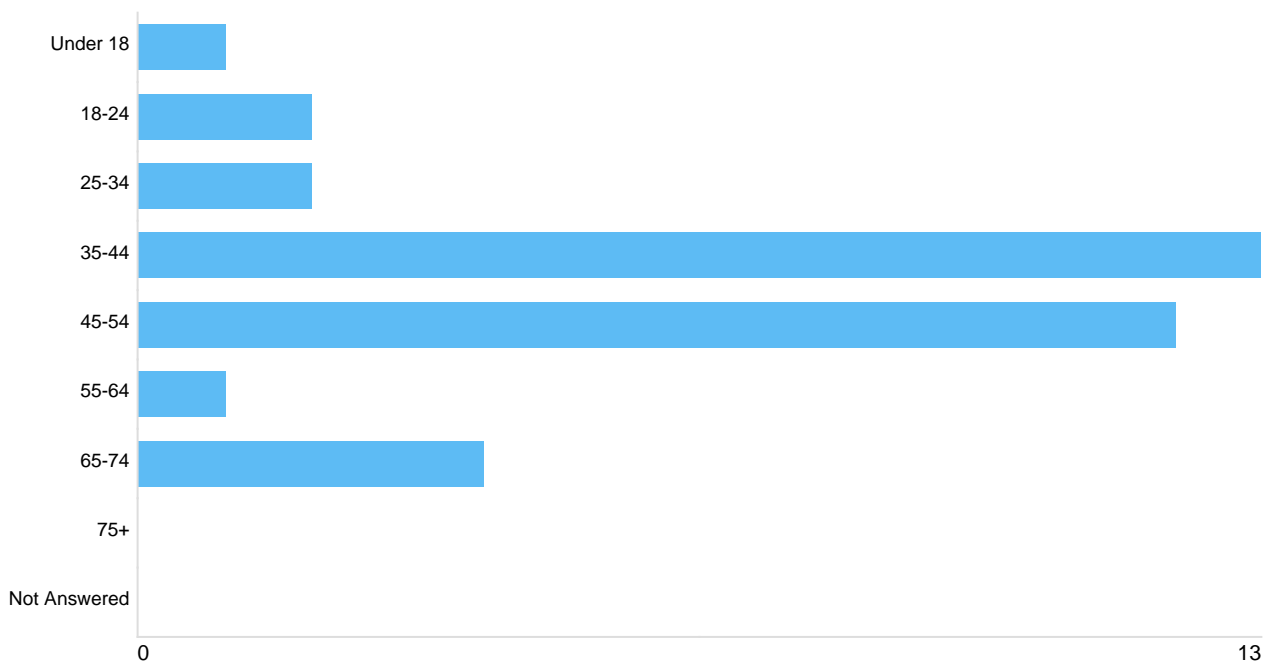
**gender**



Option	Total	Percent
Male	13	37.14%
Female	21	60.00%
Not Answered	1	2.86%

**Question : What was your age last birthday?**

**Age**



Option	Total	Percent
Under 18	1	2.86%
18-24	2	5.71%
25-34	2	5.71%
35-44	13	37.14%
45-54	12	34.29%
55-64	1	2.86%
65-74	4	11.43%
75+	0	0%
Not Answered	0	0%

**Question : Do you consider yourself to have a disability?**

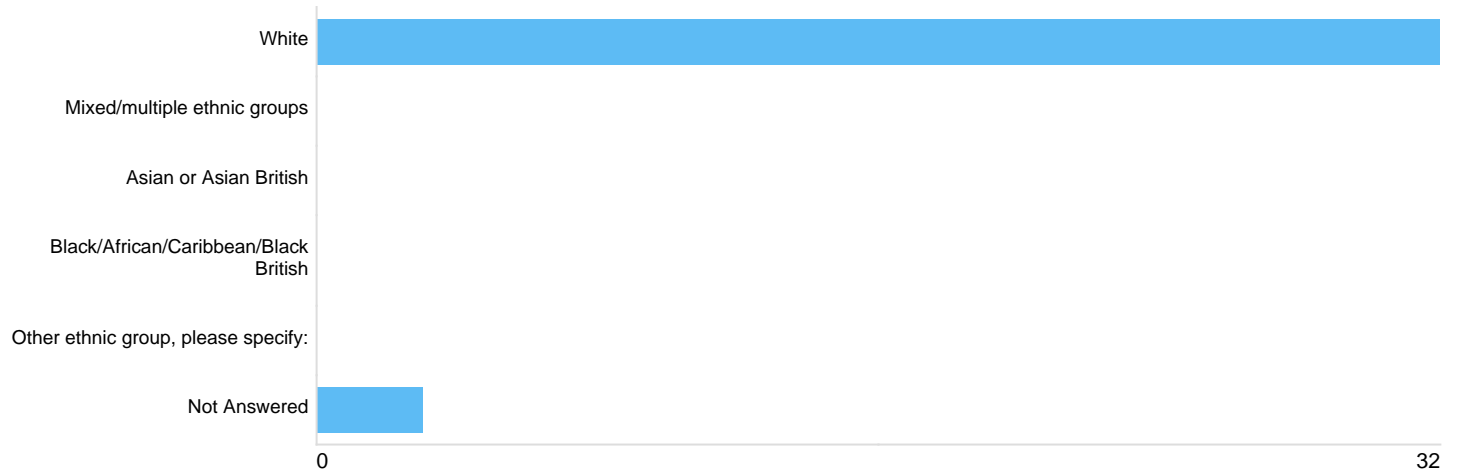
**disability**



Option	Total	Percent
Yes	1	2.86%
No	34	97.14%
Not Answered	0	0%

**Question : How would you describe your ethnic group?**

**Ethnicity**



Option	Total	Percent
White	32	91.43%
Mixed/multiple ethnic groups	0	0%
Asian or Asian British	0	0%
Black/African/Caribbean/Black British	0	0%
Other ethnic group, please specify:	0	0%
Not Answered	3	8.57%

**other**

There were 1 responses to this part of the question.