

Proposal to install lighting at Tangier Green Play Area

The activity ran from 16/06/2025 to 13/07/2025

Responses to this survey: **52**

Contents

Executive Summary	2
Survey Questions	3
What is the main capacity in which you are responding to this consultation?	3
Respondents who selected “none of the above / other” were directed to the following question:	3
In what other capacity are you responding to this consultation?	3
Respondents who selected “I’m responding on behalf of a local group or organisation” were directed to the following question:	3
Which group or organisation are you responding on behalf of?	3
All respondents were then directed to the following 3 questions:	3
1. How often do you visit the Tangier Green Play Area?	4
2. When do you visit the play area?	5
3. Who do you visit the play area with?	6
Respondents were then directed to the following 2 questions:	6
1. To what extent do you agree or disagree with the proposal to install lighting at Tangier Green Play Area?	7
2. Would you be more likely to visit the play area after sunset for recreation if the lights are installed?	7
Respondents were then directed to the following questions:	8
If you would like to make any comments regarding the proposal to install lighting at Tangier Green Play Area, please do so in the space below.	8
Would you like to start/join a Friends group for the Tangier Green Play Area?	8
Demographics	9
What is your sex?	9
Is the gender you identify with the same as your sex registered at birth?	9
What was your age last birthday?	10
Do you consider yourself to have a disability?	11
What is your ethnic group?	11

Executive Summary

This report presents the findings of a public consultation conducted between 16 June and 13 July 2025 regarding the proposal to install lighting at Tangier Green Play Area.

The proposed lighting system included sensors to activate at sunset and timers to ensure the lights operated only during early evening hours. This approach was designed to support children's physical activity while minimising disruption to local wildlife and discouraging inappropriate use of the space after hours.

This initiative aligned with the Council's Joint Local Health and Wellbeing Strategy 2024-2029, and the Richmond Moves campaign, both of which promote accessible, everyday opportunities for physical activity among children and young people.

Key Insights based on analysis:

- **Respondents Response to Lighting Installation:**

The majority (90.38%) of the 52 respondents either *strongly agreed* (82.69%) or *agreed* (7.69%) with the proposal to install lighting. Only 7.69% strongly disagreed, and no respondents selected "disagree."

- **Use of Play Area after Sunset:**

86.54% of respondents indicated they would be more likely to use the play area after sunset if lighting were installed.

- **Frequent and Family-Oriented Use:**

- 53.85% of respondents visit the play area daily and weekly (or more frequently), and 25% visit monthly. The remaining 21% of respondents visit the play area less frequently.
- 76.47% of visitors come with their children.
- Peak usage times include weekends (69.23%) and after school (67.31%).

- **Demographic Representation:**

Most respondents were local residents (92.31%), predominantly female (71.15%), and aged between 35-44 (48.08%).

Survey Questions

What is the main capacity in which you are responding to this consultation?

There were 52 responses to this question.



Option	Total	Percent
I live in the local area	48	92.31%
I work/study in the local area	0	0.00%
I commute through the local area	2	3.85%
I have a business in the local area	0	0.00%
I'm responding on behalf of a local group or organisation	1	1.92%
None of the above / other	1	1.92%

Respondents who selected “none of the above / other” were directed to the following question:

In what other capacity are you responding to this consultation?

There was 1 response to this question.

Respondents who selected “I’m responding on behalf of a local group or organisation” were directed to the following question:

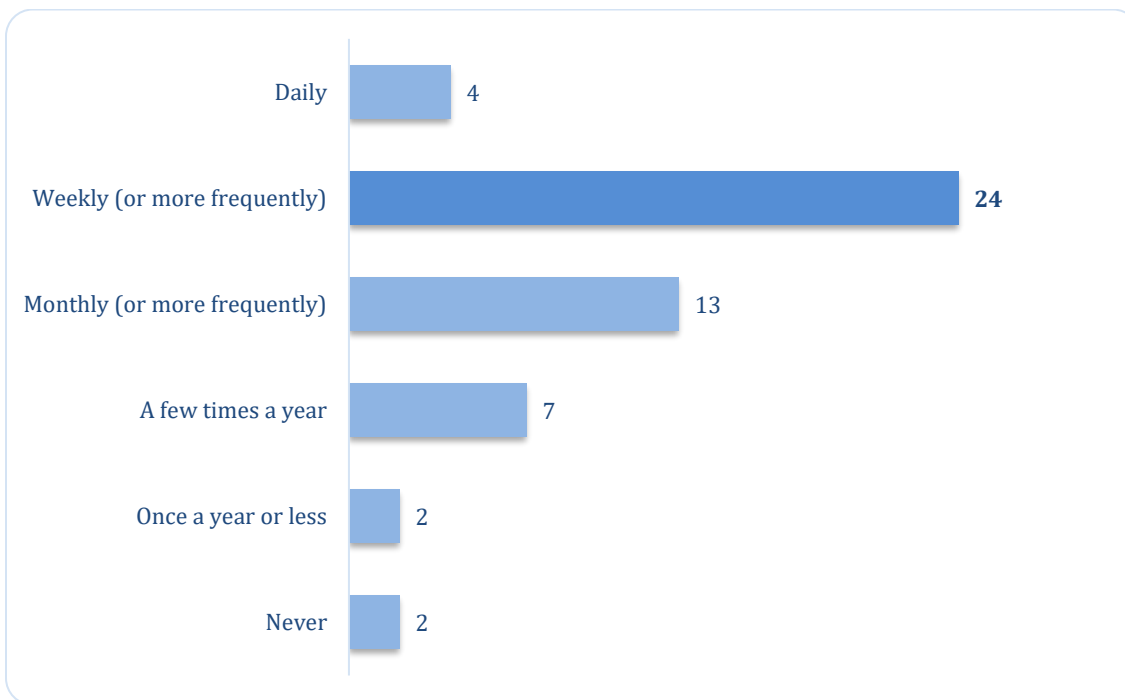
Which group or organisation are you responding on behalf of?

There was 1 response to this question.

All respondents were then directed to the following 3 questions:

1. How often do you visit the Tangier Green Play Area?

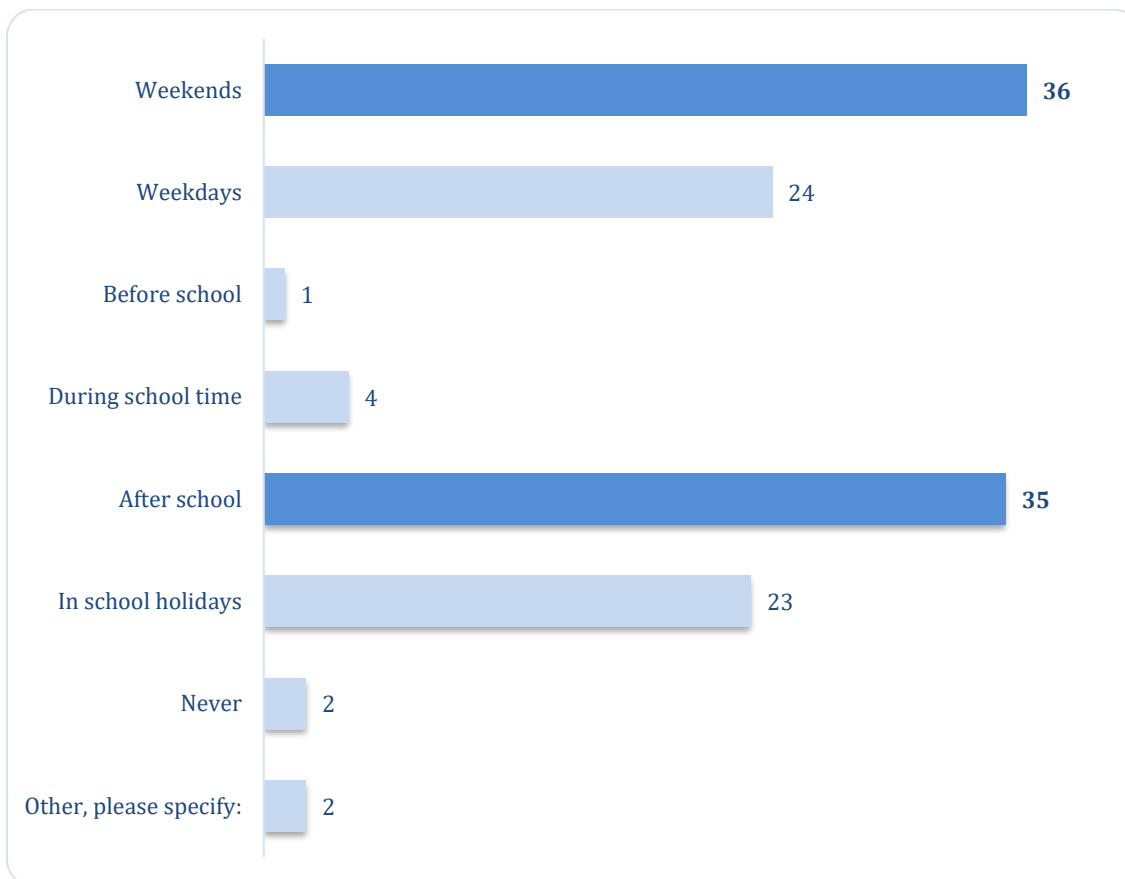
There were 52 responses to this question.



Option	Total	Percent
Daily	4	7.69%
Weekly (or more frequently)	24	46.15%
Monthly (or more frequently)	13	25.00%
A few times a year	7	13.46%
Once a year or less	2	3.85%
Never	2	3.85%

2. When do you visit the play area?

There were 52 responses to this question.



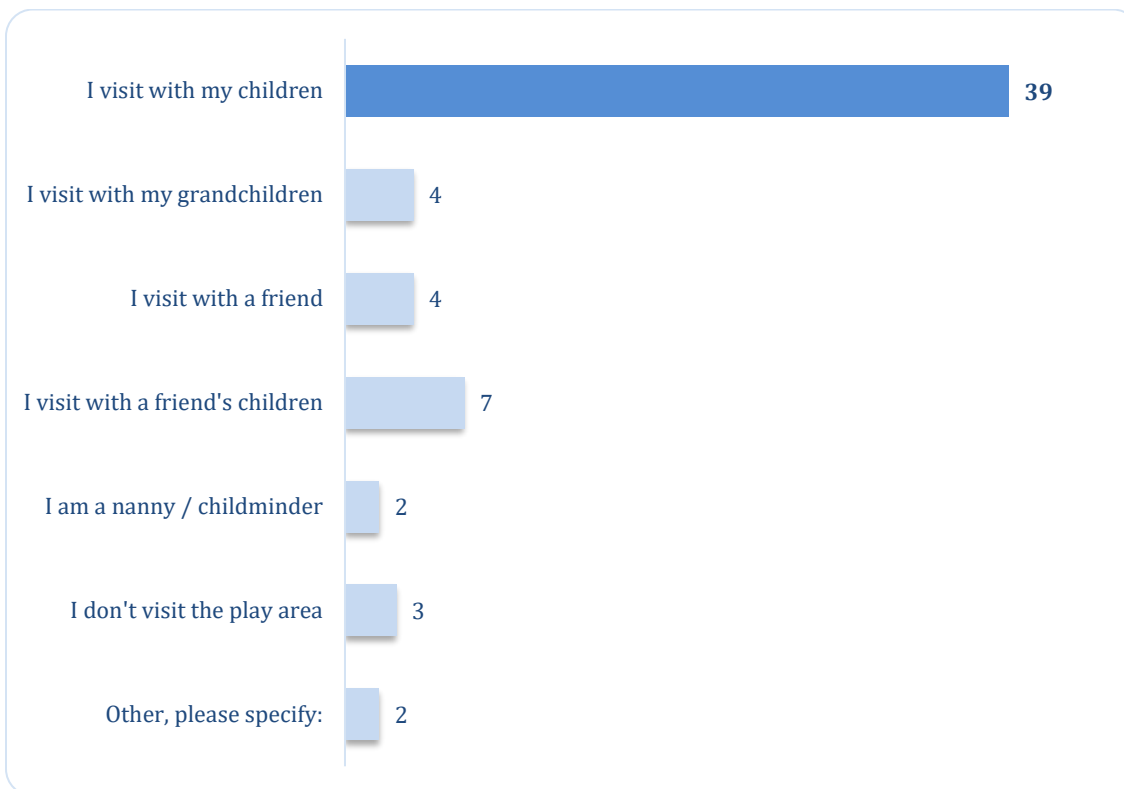
Option	Total	Percent
Weekends	36	69.23%
Weekdays	24	46.15%
Before school	1	1.92%
During school time	4	7.69%
After school	35	67.31%
In school holidays	23	44.23%
Never	2	3.85%
Other, please specify:	2	3.85%

Other

There were 2 responses to this question.

3. Who do you visit the play area with?

There were 51 responses to this question.



Option	Total	Percent
I visit with my children	39	76.47%
I visit with my grandchildren	4	7.84%
I visit with a friend	4	7.84%
I visit with a friend's children	7	13.73%
I am a nanny / childminder	2	3.92%
With a school / nursery	0	0.00%
I don't visit the play area	3	5.88%
Other, please specify:	2	3.92%


Other

There were 2 responses to this question.

Respondents were then directed to the following 2 questions:

1. To what extent do you agree or disagree with the proposal to install lighting at Tangier Green Play Area?


There were 52 responses to this question.



Option	Total	Percent
Strongly agree	43	82.69%
Agree	4	7.69%
Neither agree nor disagree	1	1.92%
Disagree	0	0.00%
Strongly disagree	4	7.69%

2. Would you be more likely to visit the play area after sunset for recreation if the lights are installed?

There were 52 responses to this question.



Option	Total	Percent
Yes	45	86.54%
No	5	9.62%
I'm not sure	2	3.85%

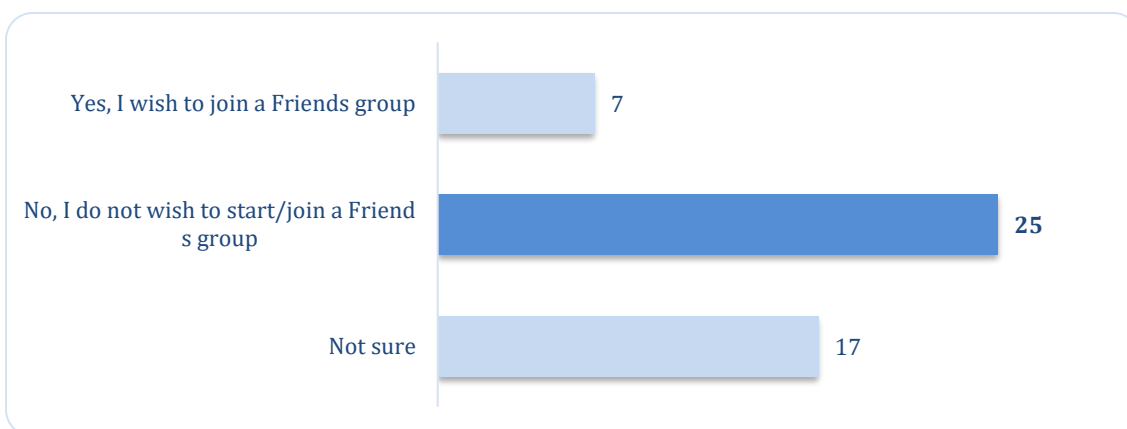
Respondents were then directed to the following questions:

If you would like to make any comments regarding the proposal to install lighting at Tangier Green Play Area, please do so in the space below.

There were 17 responses to this question.

Would you like to start/join a Friends group for the Tangier Green Play Area?

There were 49 responses to this question.

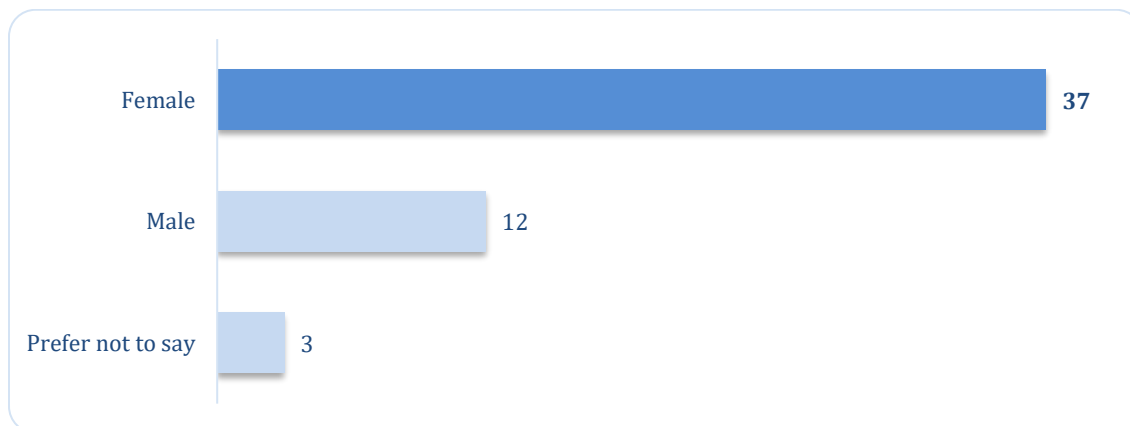


Option	Total	Percent
Yes, I wish to start a Friends group	0	0.00%
Yes, I wish to join a Friends group	7	14.29%
No, I do not wish to start/join a Friends group	25	51.02%
Not sure	17	34.69%

Demographics

What is your sex?


There were 52 responses to this question.



Option	Total	Percent
Female	37	71.15%
Male	12	23.08%
Prefer not to say	3	5.77%

Is the gender you identify with the same as your sex registered at birth?

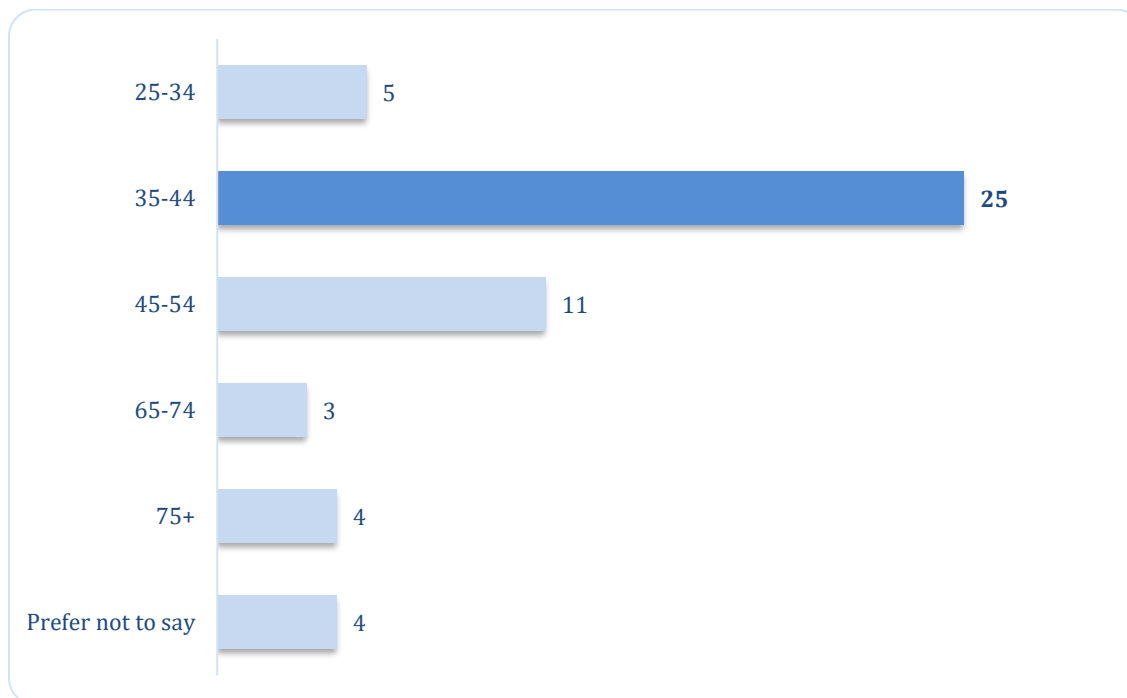
There were 52 responses to this question.



Option	Total	Percent
Yes	49	94.23%
No, write in gender identity below	0	0.00%
Prefer not to say	3	5.77%

What was your age last birthday?


There were 52 responses to this question.



Option	Total	Percent
19 and under	0	0.00%
20-24	0	0.00%
25-34	5	9.62%
35-44	25	48.08%
45-54	11	21.15%
55-64	0	0.00%
65-74	3	5.77%
75+	4	7.69%
Prefer not to say	4	7.69%

Do you consider yourself to have a disability?

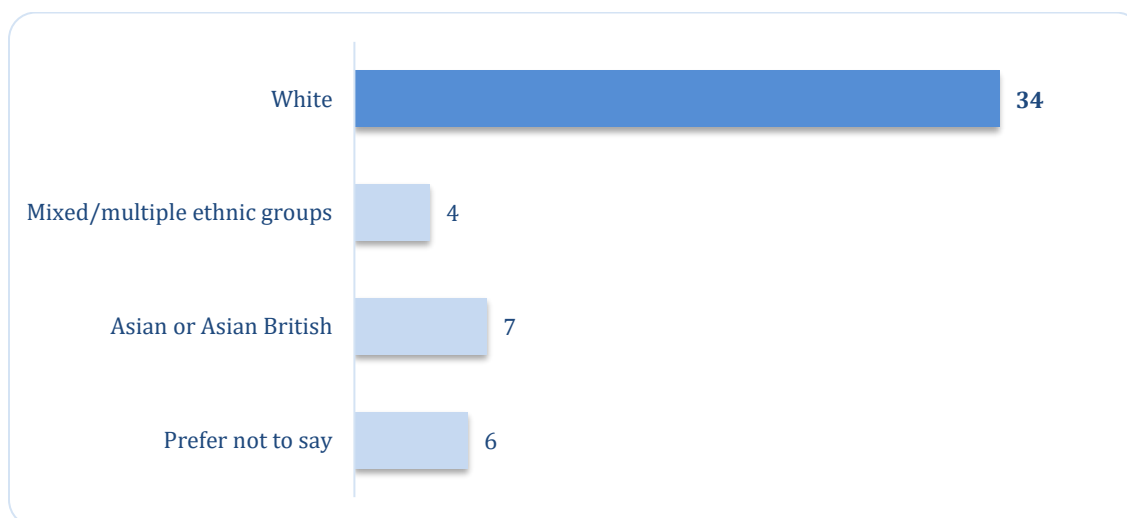
There were 52 responses to this question.



Option	Total	Percent
Yes	2	3.85%
No	47	90.38%
Prefer not to say	3	5.77%

What is your ethnic group?

There were 51 responses to this question.



Option	Total	Percent
White	34	66.67%
Mixed/multiple ethnic groups	4	7.84%
Asian or Asian British	7	13.73%

Black/African/Caribbean/Black British	0	0.00%
Prefer not to say	6	11.76%
Other ethnic group, please specify:	0	0.00%