

## Public Consultation on Sexual Health Strategy:Full Report

Public Consultation on Sexual Health Strategy:Full Report	1
Overview	3
Introduction	3
Strategy Outcomes	4
<i>Question : Do you think that the strategy will help to achieve the following outcome (1) ?</i>	4
<i>Table of "Reduce the number of unintended pregnancies, particularly among young people"</i>	4
<i>Question : Do you think that the strategy will help to achieve the following outcome (2)?</i>	4
<i>Table of "Reduce the number of people affected by STIs and HIV"</i>	4
<i>Question : Do you think that the strategy will help to achieve the following outcome (3)?</i>	5
<i>Table of "Reduce inequalities in sexual health"</i>	5
Commissioning Priority 1	7
<i>Question : To what extent do you agree with Priority 1- 'Focus on Prevention &amp; Sexual Health Promotion' and its objectives?</i>	7
<i>Table of "priority 1"</i>	7
<i>Question : Do you think that the next steps proposed to address this priority are the right ones to help us achieve the desired outcomes? (Please see next steps in blue boxes of the main strategy document)</i>	7
<i>Table of "right actions to achieve outcomes priority 1"</i>	7
<i>Question : If no please give more details below:</i>	8
Commissioning Priority 2	9
<i>Question : To what extent do you agree with this commissioning priority and its objectives?</i>	9
<i>Table of "commissioning priority 2 - priority and objectives"</i>	9
<i>Question : Do you think that the next steps proposed to address this priority are the right ones to help us achieve the desired objectives and outcomes? (Please see next steps in blue boxes of the main strategy document).</i>	9
<i>Table of "will actions proposed help achieve outcomes"</i>	9
Commissioning Priority 3	11

<i>Question : To what extent do you agree with this commissioning priority and its objectives?</i>	11
<i>Table of "commissioning priority 3 - priority and objectives"</i>	11
<i>Question : Do you think that the next steps proposed to address this priority are the right ones to help us achieve the desired objectives and outcomes? (Please see next steps in blue boxes of the main strategy document).</i>	11
<i>Table of "actions right ones to achieve priority 3"</i>	11
<b>General Comments</b>	13
<i>Question : How easy or difficult did you find the draft strategy to understand?</i>	13
<i>Table of "how easy or difficult to understand"</i>	13
<i>Question : Are there any other comments you would like to make about the draft strategy?</i>	13
<b>About You</b>	14
<i>Question : Please tell us your postcode below. (This will help us identify the extent to which we are consulting locally and across the borough. The information will only be used for the purpose of this consultation and will not be shared with anyone else).</i>	14
<i>Question : Are you</i>	14
<i>Table of "gender"</i>	14
<i>Question : What was your age at your last birthday?</i>	14
<i>Table of "age"</i>	14
<i>Question : The Equality Act 2010 considers a person to have a disability if they have a physical or mental impairment that has a substantial and long term adverse effect on their ability to carry out normal day-to-day activities. Do you consider yourself to have a disability?</i>	15
<i>Table of "disability"</i>	15
<i>Question : How would you describe your ethnic group? (Tick one box only)</i>	16
<i>Table of "ethnicity"</i>	16
<i>Question : What is your sexual orientation?</i>	17
<i>Table of "sexual orientation"</i>	17

## Overview

This report was created on Monday 04 August 2014 at 08:51.

From **07/07/2014** to **28/07/2014**, London Borough of Richmond-upon-Thames ran a consultation entitled '*Public Consultation on Sexual Health Strategy*'. This report covers the online element of the consultation process, which was run from

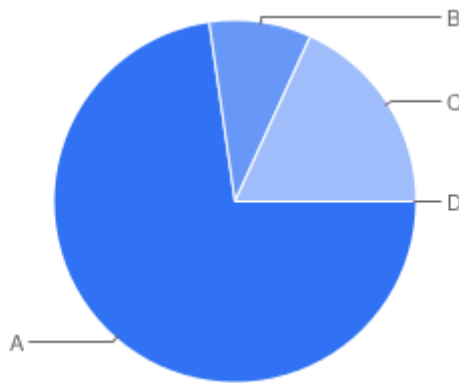
<http://consultation.richmond.gov.uk/community-engagement/public-consultation-on-sexual-health-strategy>

## Introduction

## Strategy Outcomes

**Question : Do you think that the strategy will help to achieve the following outcome (1) ?**

**Table of "Reduce the number of unintended pregnancies, particularly among young people"**

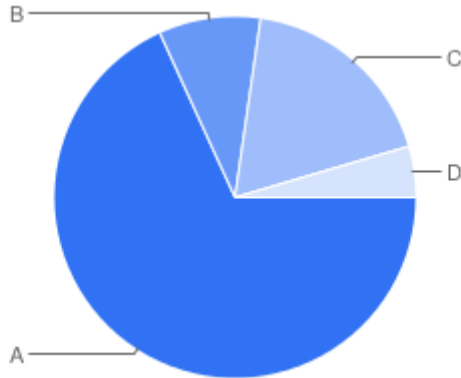


Key	Option	Total	Percent of All
A	Yes	16	72.73%
B	No	2	9.091%
C	Don't know	4	18.18%
D	Not Answered	0	0%

There are 5 responses to this part of the question.

**Question : Do you think that the strategy will help to achieve the following outcome (2)?**

**Table of "Reduce the number of people affected by STIs and HIV"**

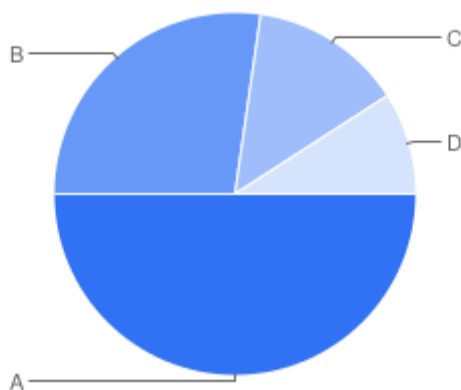


Key	Option	Total	Percent of All
A	Yes	15	68.18%
B	No	2	9.091%
C	Don't know	4	18.18%
D	Not Answered	1	4.545%

There are 7 responses to this part of the question.

**Question : Do you think that the strategy will help to achieve the following outcome (3)?**

**Table of "Reduce inequalities in sexual health"**



Key	Option	Total	Percent of All
A	Yes	11	50.0%

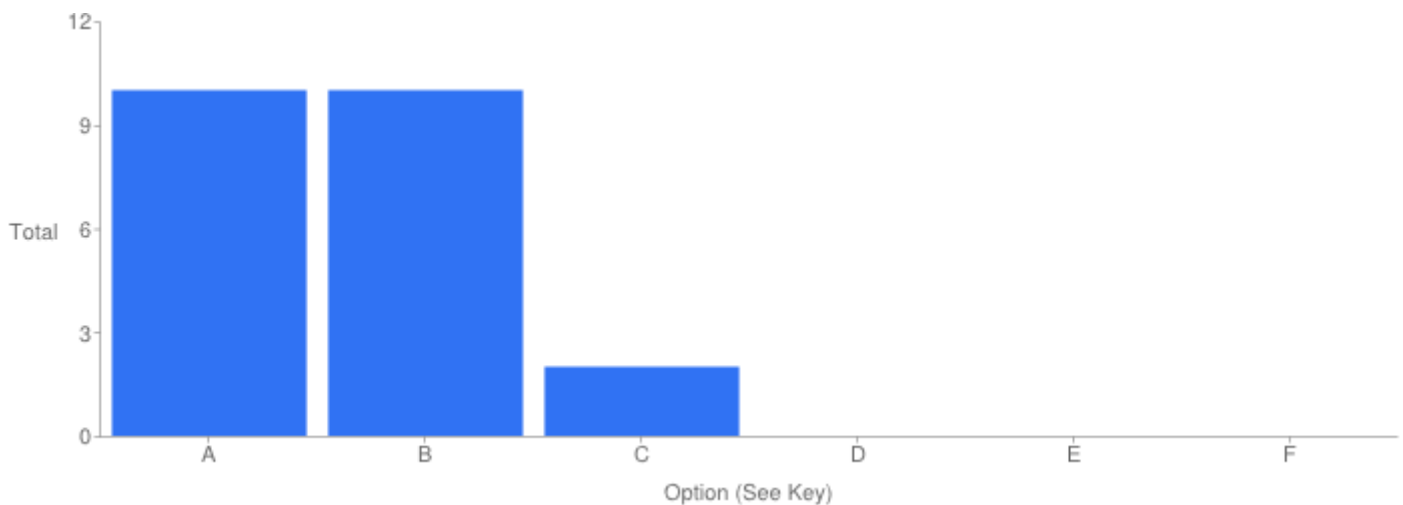
Key	Option	Total	Percent of All
<b>B</b>	No	6	27.27%
<b>C</b>	Don't know	3	13.64%
<b>D</b>	Not Answered	2	9.091%

There are **8** responses to this part of the question.

## Commissioning Priority 1

**Question : To what extent do you agree with Priority 1- 'Focus on Prevention & Sexual Health Promotion' and its objectives?**

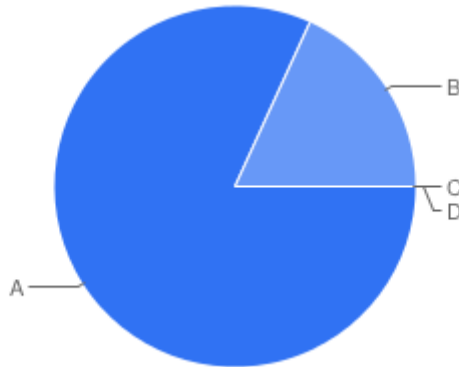
Table of "priority 1"



Key	Option	Total	Percent of All
A	Strongly Agree	10	45.45%
B	Agree	10	45.45%
C	Neither Agree nor Disagree	2	9.091%
D	Disagree	0	0%
E	Strongly Disagree	0	0%
F	Not Answered	0	0%

**Question : Do you think that the next steps proposed to address this priority are the right ones to help us achieve the desired outcomes? (Please see next steps in blue boxes of the main strategy document)**

Table of "right actions to achieve outcomes priority 1"



Key	Option	Total	Percent of All
A	Yes	18	81.82%
B	No	4	18.18%
C	Don't know	0	0%
D	Not Answered	0	0%

**Question : If no please give more details below:**

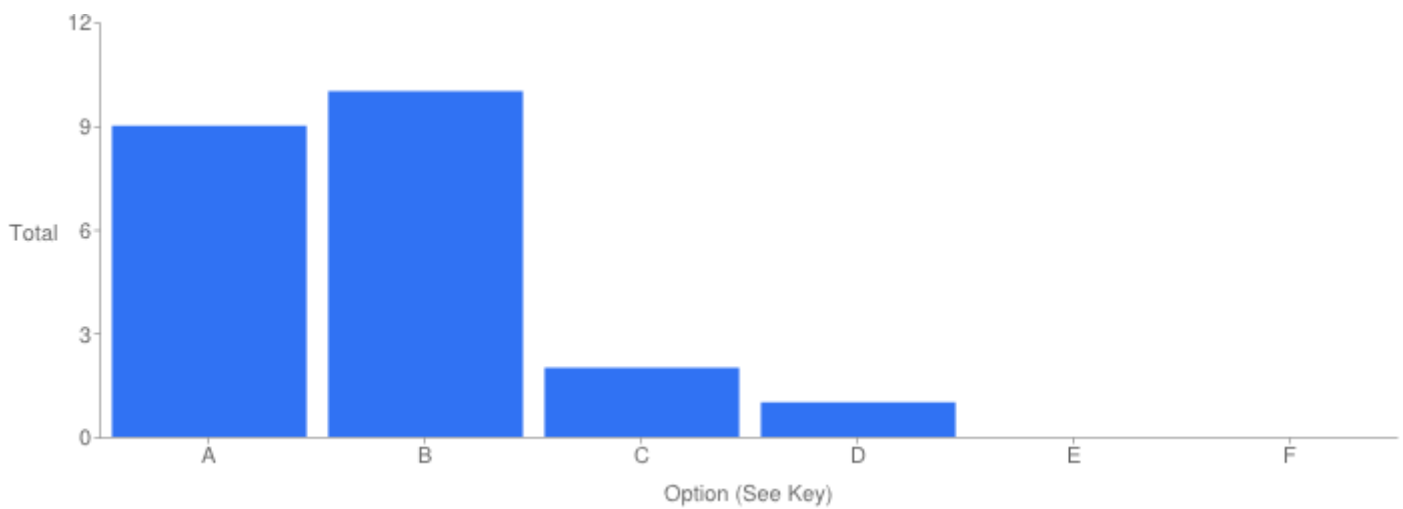
There are 7 responses to this part of the question.



## Commissioning Priority 2

**Question : To what extent do you agree with this commissioning priority and its objectives?**

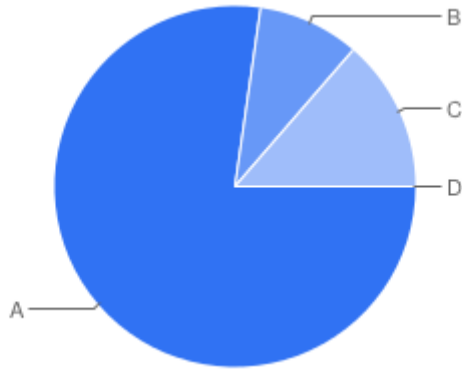
**Table of "commissioning priority 2 - priority and objectives"**



Key	Option	Total	Percent of All
A	Strongly agree	9	40.91%
B	Agree	10	45.45%
C	Neither agree or disagree	2	9.091%
D	Disagree	1	4.545%
E	Strongly disagree	0	0%
F	Not Answered	0	0%

**Question : Do you think that the next steps proposed to address this priority are the right ones to help us achieve the desired objectives and outcomes? (Please see next steps in blue boxes of the main strategy document).**

**Table of "will actions proposed help achieve outcomes"**

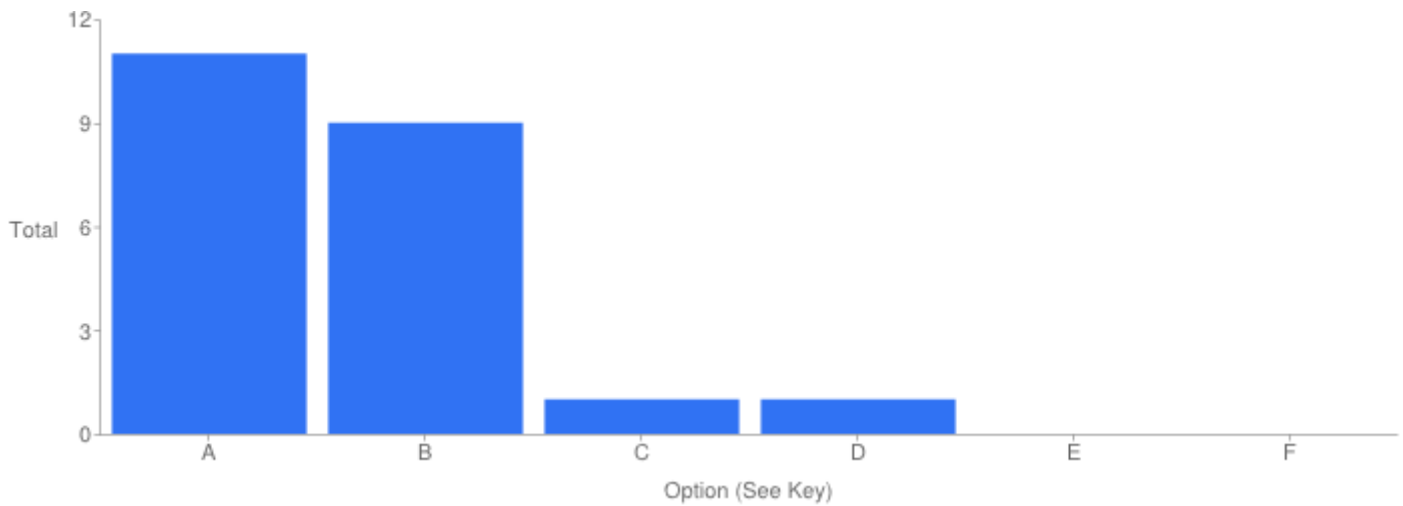


Key	Option	Total	Percent of All
A	Yes	17	77.27%
B	No	2	9.091%
C	Don't know	3	13.64%
D	Not Answered	0	0%

### Commissioning Priority 3

**Question : To what extent do you agree with this commissioning priority and its objectives?**

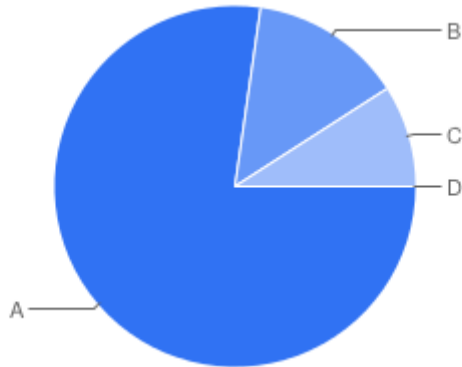
**Table of "commissioning priority 3 - priority and objectives"**



Key	Option	Total	Percent of All
A	Strongly agree	11	50.0%
B	Agree	9	40.91%
C	Neither agree or disagree	1	4.545%
D	Disagree	1	4.545%
E	Strongly disagree	0	0%
F	Not Answered	0	0%

**Question : Do you think that the next steps proposed to address this priority are the right ones to help us achieve the desired objectives and outcomes? (Please see next steps in blue boxes of the main strategy document).**

**Table of "actions right ones to achieve priority 3"**

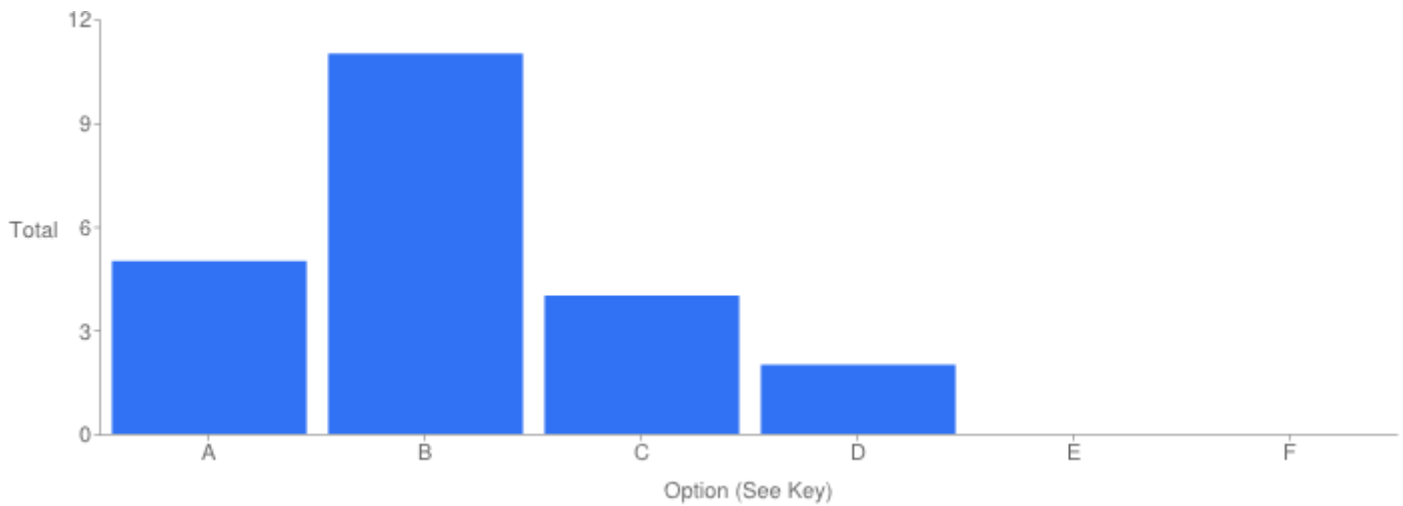


Key	Option	Total	Percent of All
A	Yes	17	77.27%
B	No	3	13.64%
C	Don't know	2	9.091%
D	Not Answered	0	0%

## General Comments

**Question : How easy or difficult did you find the draft strategy to understand?**

Table of "how easy or difficult to understand"



Key	Option	Total	Percent of All
A	Very easy	5	22.73%
B	Quite easy	11	50.0%
C	Neither easy or difficult	4	18.18%
D	Quite difficult	2	9.091%
E	Very difficult	0	0%
F	Not Answered	0	0%

**Question : Are there any other comments you would like to make about the draft strategy?**

There are 11 responses to this part of the question.

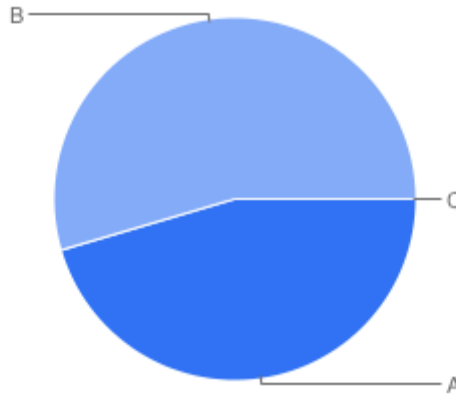
## About You

**Question : Please tell us your postcode below. (This will help us identify the extent to which we are consulting locally and across the borough. The information will only be used for the purpose of this consultation and will not be shared with anyone else).**

There are **18** responses to this part of the question.

**Question : Are you**

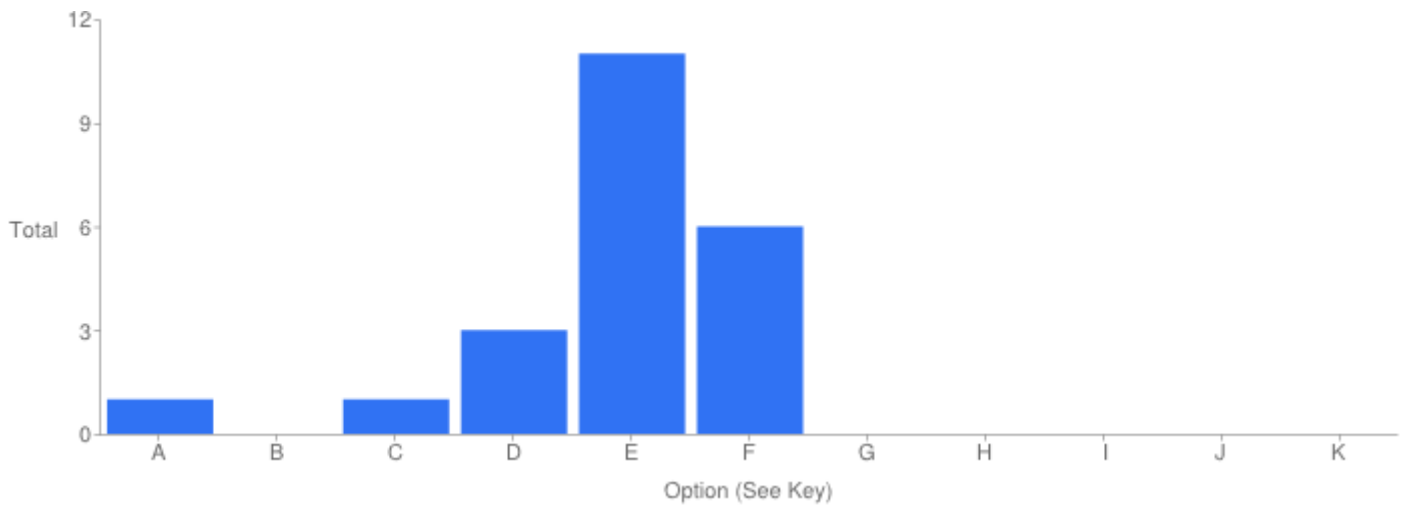
**Table of "gender"**



Key	Option	Total	Percent of All
A	Male	10	45.45%
B	Female	12	54.55%
C	Not Answered	0	0%

**Question : What was your age at your last birthday?**

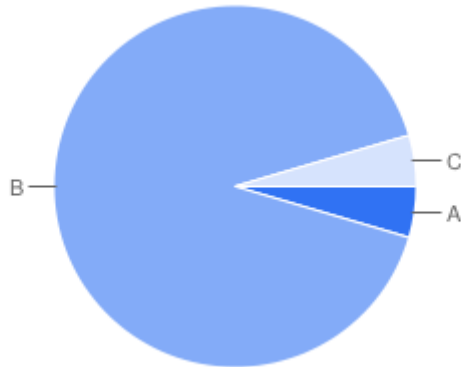
**Table of "age"**



Key	Option	Total	Percent of All
A	Under 18	1	4.545%
B	18-24	0	0%
C	25-34	1	4.545%
D	35-44	3	13.64%
E	45-54	11	50.0%
F	55-64	6	27.27%
G	65-74	0	0%
H	75-84	0	0%
I	85-89	0	0%
J	90+	0	0%
K	Not Answered	0	0%

**Question : The Equality Act 2010 considers a person to have a disability if they have a physical or mental impairment that has a substantial and long term adverse effect on their ability to carry out normal day-to-day activities. Do you consider yourself to have a disability?**

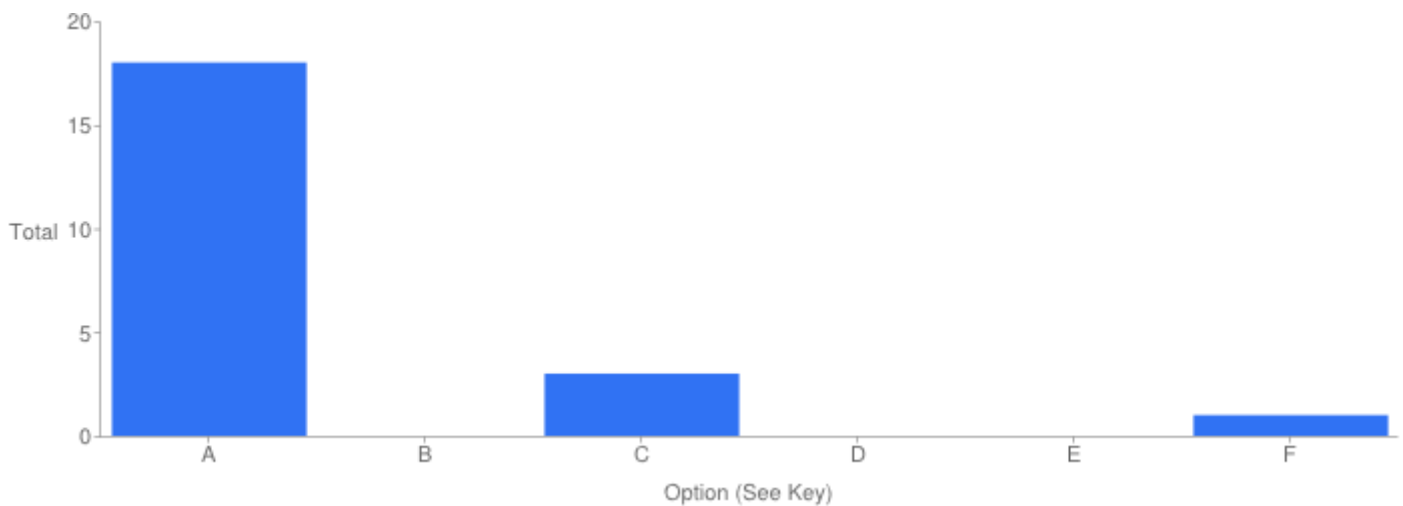
**Table of "disability"**



Key	Option	Total	Percent of All
A	Yes	1	4.545%
B	No	20	90.91%
C	Not Answered	1	4.545%

**Question : How would you describe your ethnic group? (Tick one box only)**

**Table of "ethnicity"**



Key	Option	Total	Percent of All
A	White or White British	18	81.82%

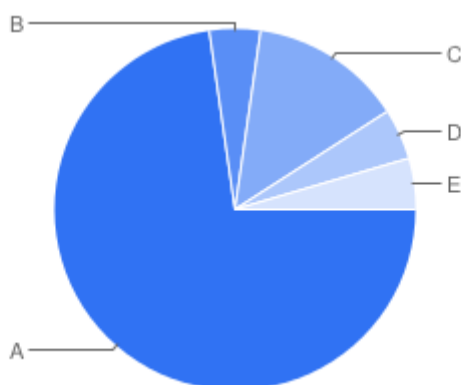


Key	Option	Total	Percent of All
B	Mixed or Mixed British	0	0%
C	Asian or Asian British	3	13.64%
D	Black or black British	0	0%
E	Any other ethnic background (please specify below)	0	0%
F	Not Answered	1	4.545%

There are 1 responses to this part of the question.

#### Question : What is your sexual orientation?

Table of "sexual orientation"



Key	Option	Total	Percent of All
A	Heterosexual/straight	16	72.73%
B	Bisexual	1	4.545%
C	Gay/lesbian	3	13.64%
D	Other (please specify below)	1	4.545%
E	Not Answered	1	4.545%

There are 1 responses to this part of the question.