

Proposal to create a new Nature Conservation site at Oldfield Road Meadow, Hampton

There were 33 responses in total to this consultation.

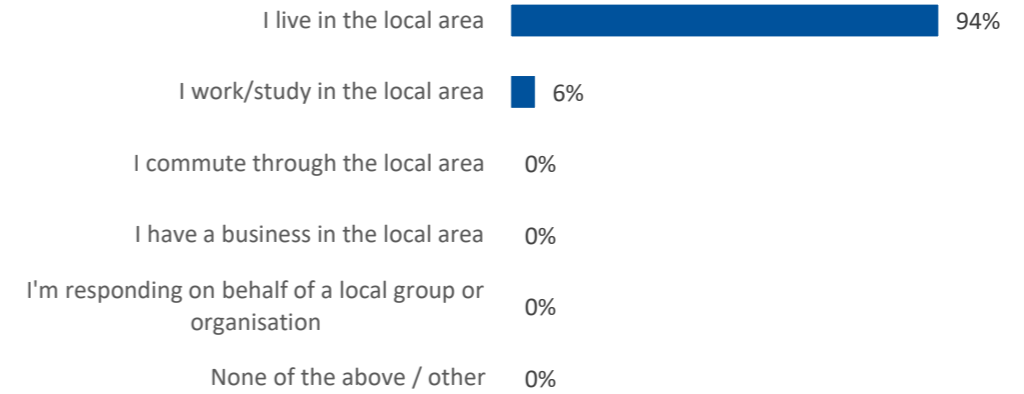
YOUR RESPONSE

Question 1

What is the main capacity in which you are responding to this consultation?

| Response | Number of respondents | Percentage of all respondents |
|--|-----------------------|-------------------------------|
| TOTAL NUMBER OF RESPONDENTS ANSWERING THIS QUESTION | 33 | 100% |
| I live in the local area | 31 | 94% |
| I work/study in the local area | 2 | 6% |
| I commute through the local area | 0 | 0% |
| I have a business in the local area | 0 | 0% |
| I'm responding on behalf of a local group or organisation | 0 | 0% |
| None of the above / other | 0 | 0% |

What is the main capacity in which you are responding to this consultation?



Question 2

Please tell us your postcode:

| | |
|--|-----------|
| TOTAL NUMBER OF RESPONDENTS ANSWERING THIS QUESTION | 33 |
|--|-----------|

The map below shows the distribution of postcodes



YOUR VIEWS - THE PROPOSAL

Question 3

To what extent do you agree or disagree with the proposal to create a new nature conservation site and public space at the Oldfield Road Meadow site?

| Response | Number of respondents | Percentage of all respondents |
|--|-----------------------|-------------------------------|
| TOTAL NUMBER OF RESPONDENTS ANSWERING THIS QUESTION | | |
| Strongly agree | 23 | 70% |
| Agree | 9 | 27% |
| Neither agree nor disagree | 0 | 0% |
| Disagree | 0 | 0% |
| Strongly disagree | 1 | 3% |

FURTHER COMMENTS

Question 4
Please use the spaces below if you would like to make any further comments about different aspects of the proposal:

Miyawaki microforest:

| Open response (free text) question | Number of respondents |
|--|-----------------------|
| TOTAL NUMBER OF RESPONDENTS ANSWERING THIS QUESTION | 16 |
| Responses removed for data protection. | |

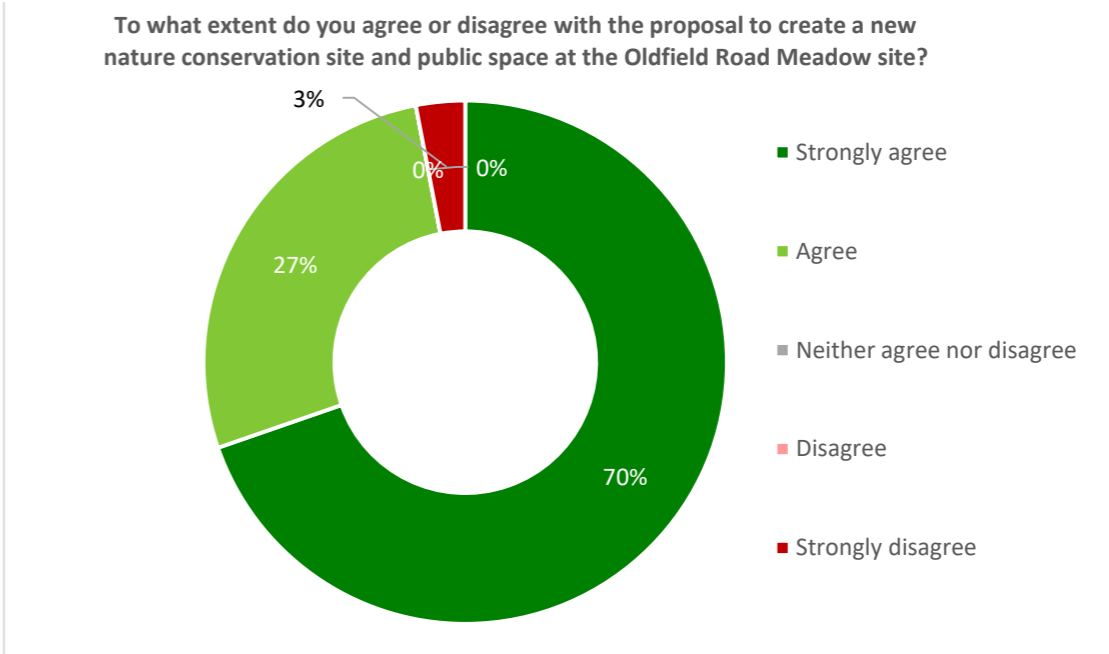
Natural play area:

| Open response (free text) question | Number of respondents |
|--|-----------------------|
| TOTAL NUMBER OF RESPONDENTS ANSWERING THIS QUESTION | 14 |
| Responses removed for data protection. | |

Wild area:

| Open response (free text) question | Number of respondents |
|--|-----------------------|
| TOTAL NUMBER OF RESPONDENTS ANSWERING THIS QUESTION | 15 |
| Responses removed for data protection. | |

Pedestrian and vehicular access points:



| Open response (free text) question | Number of respondents |
|---|-----------------------|
| TOTAL NUMBER OF RESPONDENTS ANSWERING THIS QUESTION | 16 |
| Responses removed for data protection. | |

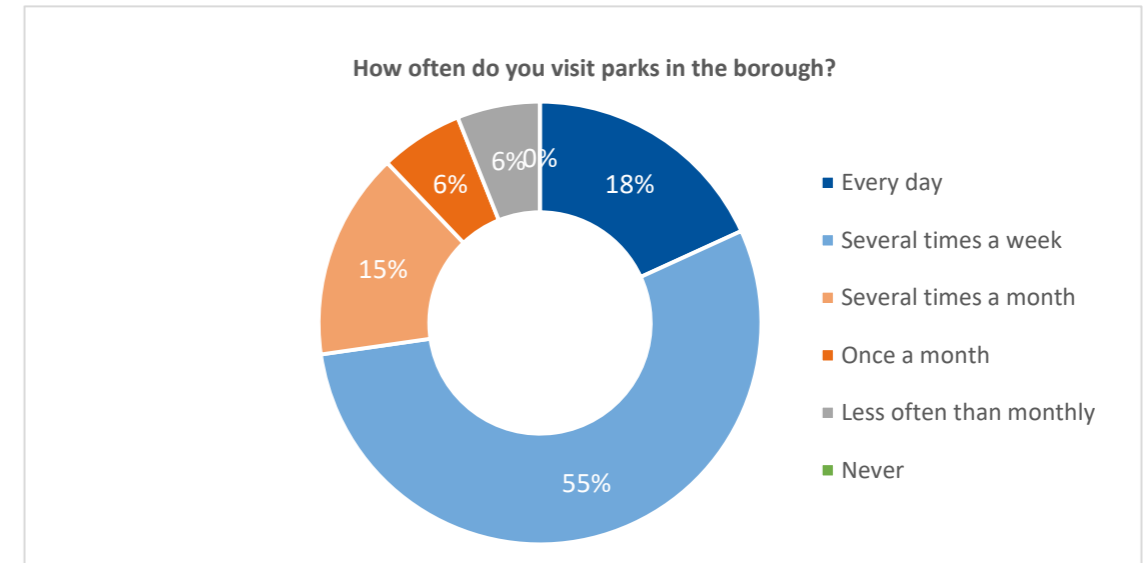
Any other comments:

| Open response (free text) question | Number of respondents |
|---|-----------------------|
| TOTAL NUMBER OF RESPONDENTS ANSWERING THIS QUESTION | 13 |
| Responses removed for data protection. | |

YOUR EXPERIENCE

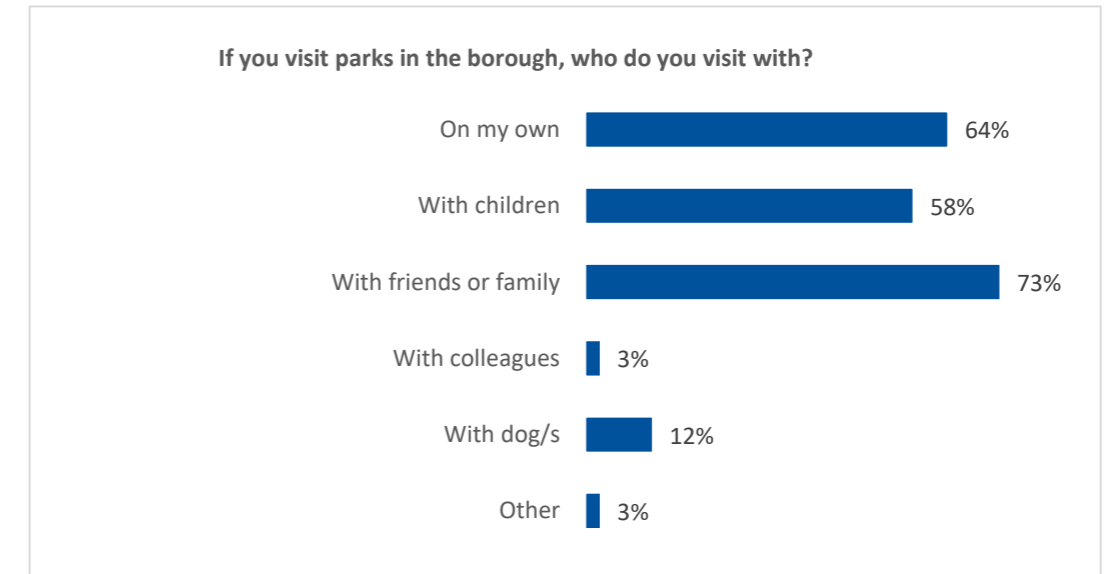
Question 5
How often do you visit parks in the borough?

| Response | Number of respondents | Percentage of all respondents |
|---|-----------------------|-------------------------------|
| TOTAL NUMBER OF RESPONDENTS ANSWERING THIS QUESTION | 33 | 100% |
| Every day | 6 | 18% |
| Several times a week | 18 | 55% |
| Several times a month | 5 | 15% |
| Once a month | 2 | 6% |
| Less often than monthly | 2 | 6% |
| Never | 0 | 0% |



Question 6
If you visit parks in the borough, who do you visit with?

| Response | Number of respondents | Percentage of all respondents |
|---|-----------------------|-------------------------------|
| TOTAL NUMBER OF RESPONDENTS ANSWERING THIS QUESTION | 33 | |
| On my own | 21 | 64% |
| With children | 19 | 58% |
| With friends or family | 24 | 73% |
| With colleagues | 1 | 3% |
| With dog/s | 4 | 12% |
| Other | 1 | 3% |



Question 6 - Other, please specify:
Open response (free text) question

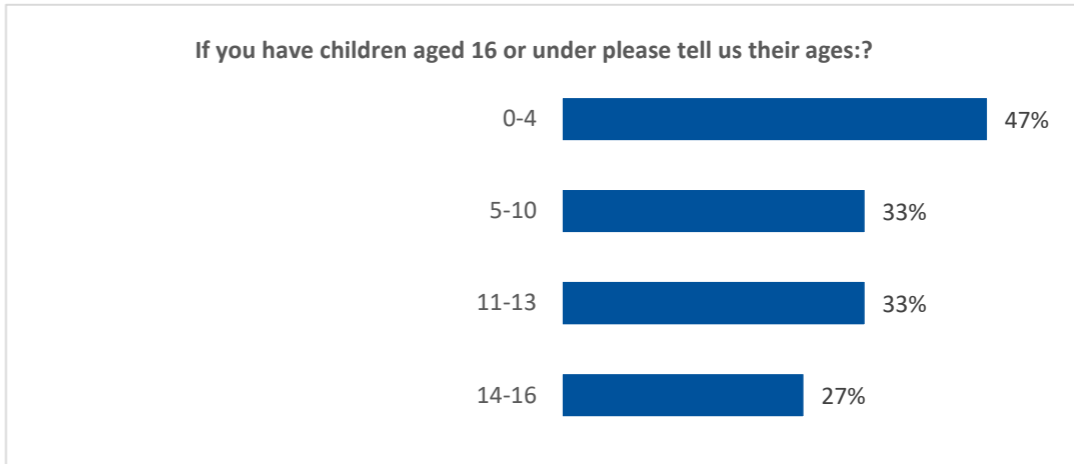
| | |
|---|---|
| TOTAL NUMBER OF RESPONDENTS ANSWERING THIS QUESTION | 1 |
|---|---|

Responses removed for data protection.

Question 7

If you have children aged 16 or under please tell us their ages:

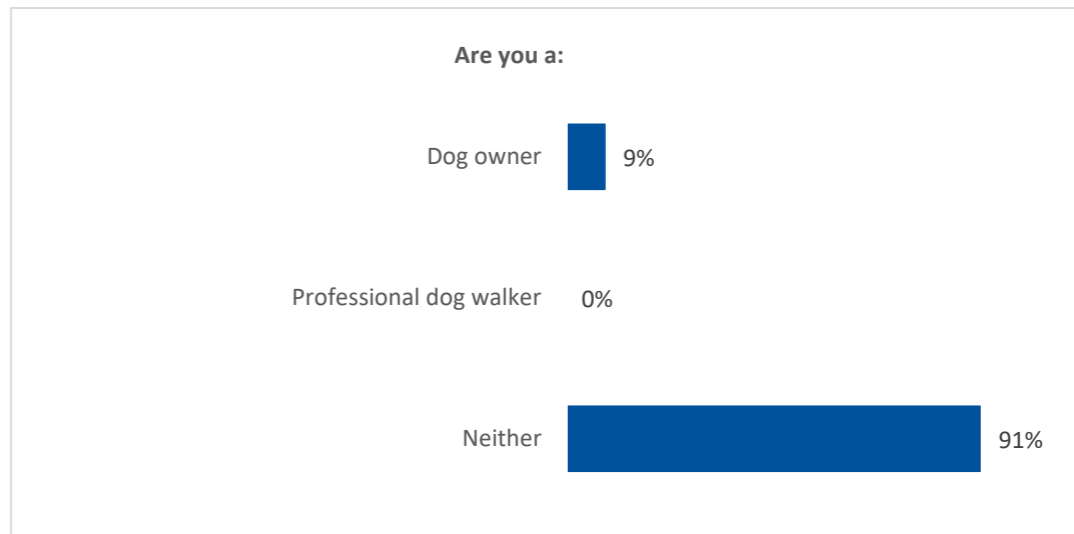
| Response | Number of respondents | Percentage of all respondents |
|--|-----------------------|-------------------------------|
| TOTAL NUMBER OF RESPONDENTS ANSWERING THIS QUESTION | | |
| 0-4 | 7 | 47% |
| 5-10 | 5 | 33% |
| 11-13 | 5 | 33% |
| 14-16 | 4 | 27% |



Question 8

Are you a:

| Response | Number of respondents | Percentage of all respondents |
|--|-----------------------|-------------------------------|
| TOTAL NUMBER OF RESPONDENTS ANSWERING THIS QUESTION | | |
| Dog owner | 3 | 9% |
| Professional dog walker | 0 | 0% |
| Neither | 30 | 91% |

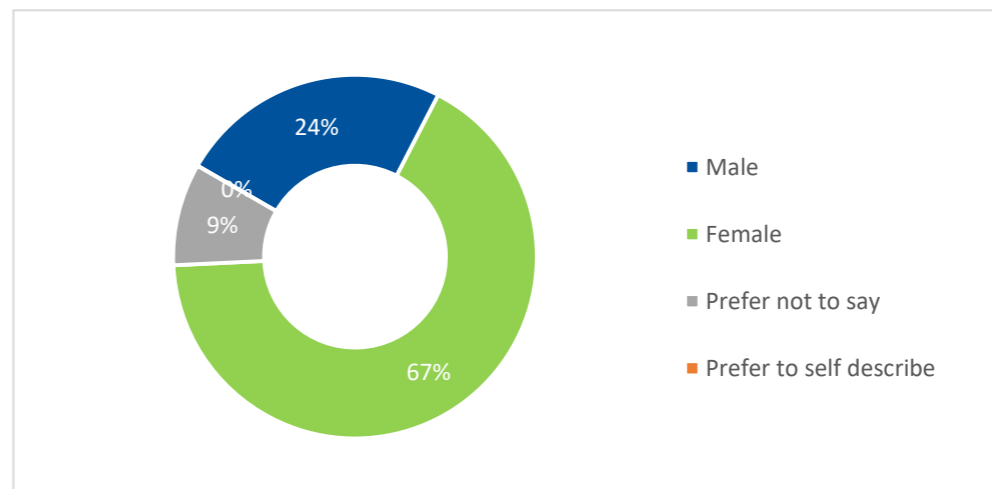


RESPONDENT PROFILE

Question 9

Are you:

| Response | Number of respondents | Percentage of all respondents |
|--|-----------------------|-------------------------------|
| TOTAL NUMBER OF RESPONDENTS ANSWERING THIS QUESTION | | |
| Male | 8 | 24% |
| Female | 22 | 67% |
| Prefer not to say | 3 | 9% |
| Prefer to self describe | 0 | 0% |

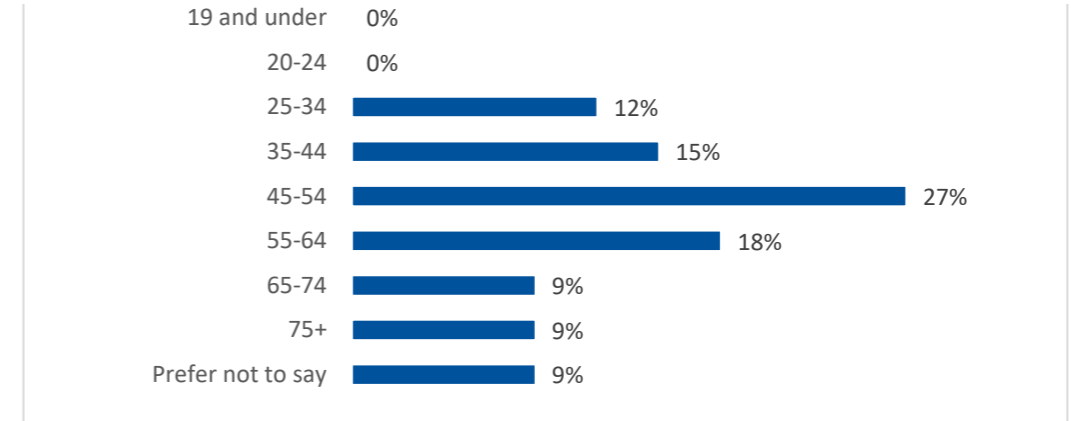


Question 10

What was your age last birthday?



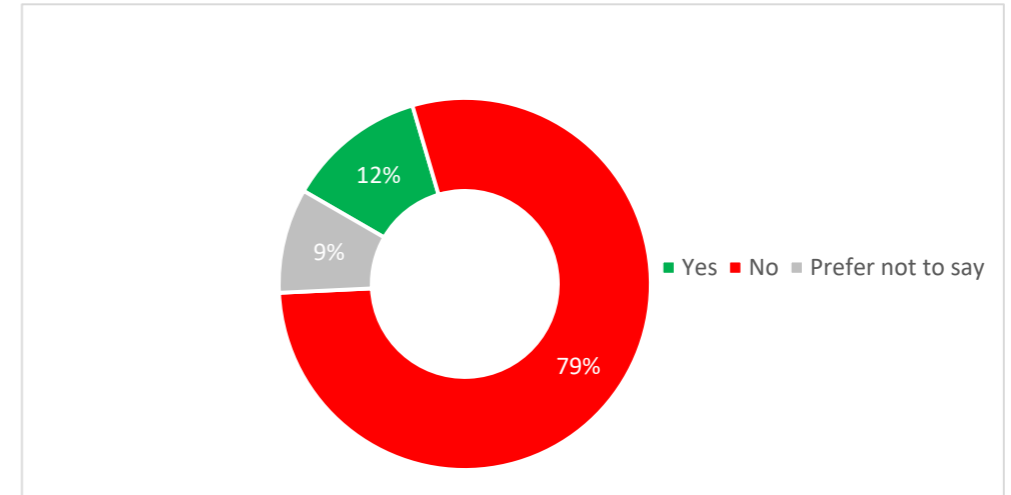
| Response | Number of respondents | Percentage of all respondents |
|--|-----------------------|-------------------------------|
| TOTAL NUMBER OF RESPONDENTS ANSWERING THIS QUESTION | 33 | 100% |
| 19 and under | 0 | 0% |
| 20-24 | 0 | 0% |
| 25-34 | 4 | 12% |
| 35-44 | 5 | 15% |
| 45-54 | 9 | 27% |
| 55-64 | 6 | 18% |
| 65-74 | 3 | 9% |
| 75+ | 3 | 9% |
| Prefer not to say | 3 | 9% |



Question 11

Do you consider yourself to have a disability?

| Response | Number of respondents | Percentage of all respondents |
|--|-----------------------|-------------------------------|
| TOTAL NUMBER OF RESPONDENTS ANSWERING THIS QUESTION | 33 | 100% |
| Yes | 4 | 12% |
| No | 26 | 79% |
| Prefer not to say | 3 | 9% |



Question 12

How would you describe your ethnic group?

| Response | Number of respondents | Percentage of all respondents |
|--|-----------------------|-------------------------------|
| TOTAL NUMBER OF RESPONDENTS ANSWERING THIS QUESTION | 33 | 100% |
| White | 29 | 88% |
| Mixed/multiple ethnic groups | 0 | 0% |
| Asian or Asian British | 1 | 3% |
| Black/African/Caribbean/Black British | 0 | 0% |
| Prefer not to say | 3 | 9% |
| Other ethnic group | 0 | 0% |

